

SUZUKI

GSX1300RL1 (GX72A)

E3/E28

SUZUKI

PARTS CATALOGUE

GSX1300RL1

(GX72A)



2010-11

1ST EDITION

PREFACE

When it becomes necessary to replace parts on SUZUKI MOTORCYCLES, always use SUZUKI GENUINE PARTS which have passed a strict inspection which guarantees quality and performance.

This parts catalogue covers the list of all service parts for SUZUKI GSX1300RL1.

INSTRUCTIONS FOR QUOTING THE CATALOGUE

1. DIMENSIONS

Dimensions of the parts in this catalogue are indicated in unit millimeters.

2. ABBREVIATIONS

Abbreviations used in this catalogue are as follows:

AR	: As required	NT	: Number of teeth
ASSY	: Assembly	OPT	: Optional
E.NO.	: Engine number	OS	: Over size
F.NO.	: Frame number	STD	: Standard
D	: Diameter of material	T	: Thickness
ID	: Inside diameter	US	: Under size
OD	: Outside diameter	W	: Width
L	: Length	E28	: Canada specification
LH	: Left hand side	E3	: Federal specification
RH	: Right hand side	E33	: California specification

~100045 : Up to F.NO.100045

100046~ : From F.NO.100046

12 x 34 x 5.6..... Figures in the description column

| | | show the dimensions of parts.

ID OD T(or W,L)

3. INNER PARTS OF ASSEMBLY

Part name with a dot (.) in front as shown in the description column indicates the component of the assembly also available individually.

4. MODIFICATION NOTICE

A parts bulletin will be sent to you on all occasions when changes in parts occur, including interchangeable modifications between new parts and old ones.

5. NOTE

5-1. There are some different parts from those of production models among spare parts for the administrative reasons and common use of them with other models.

5-2. In respect of rubber hoses and vinyl tubes, please be sure to use them by cutting off according to the length mentioned on parts catalogue or what is actually required on the vehicle.

5-3. Note that the drawings on the illustration page are for ready reference of spare parts number, not to be used as an assembly manual.
When assembling, use "SUZUKI SERVICE MANUAL".

6. SERIAL FRAME NUMBER

GSX1300RL1 : JS1GX72A B2100001~

PREFACE

Quand il devient nécessaire de remplacer des pièces sur SUZUKI MOTOCYCLETTES toujours utiliser les PIÈCES D'ORIGINE SUZUKI qui ont été soumises à des contrôles de qualité sévères leur garantissant qualité et performance impeccables.

Ce catalogue de pièces détachées couvre la liste de toutes les pièces de rechange pour SUZUKI GSX1300RL1.

INSTRUCTIONS POUR UTILISER LE CATALOGUE

1. DIMENSIONS

Les dimensions des pièces dans ce catalogue sont indiquées en unités de millimètres.

2. ABREVIATIONS

Les abréviations utilisées dans ce catalogue sont les suivantes:

AR	: Comme requis	NT	: Nombre de dents
ASSY	: Assemblage	OPT	: Sur option
E.NO.	: Numéro du moteur	OS	: Sur-dimensionné
F.NO.	: Numéro du châssis	T	: Epaisseur
ID	: Diamètre intérieur	US	: Sous-dimensionné
OD	: Diamètre extérieur	W	: Largeur
L	: Longueur	E28	: Spécifications du Canada
LH	: Côté gauche	E3	: Spécifications fédérales des Etats Unis
RH	: Côté droit	E33	: Spécifications de la Californie

~100045 : Jusqu'à F.NO.100045

100046~ : Depuis F.NO.100046

12 x 34 x 5.6..... Les chiffres dans la colonne

| | | remarques montrent les dimensions

ID OD T(or W,L) des pièces comme suit.

3. PIECES INTERNES DE L'ASSEMBLAGE

Les numéros de pièces qui comportent un point (.) avant la désignation de pièce détachée indique la pièce interne se rapportant à l'assemblage.

4. AVIS DE MODIFICATION

Un bulletin de pièces détachées vous sera envoyé à tout moment opportun quand des changements de pièces ont lieu, y compris les modifications de pièces interchangeables entre les nouvelles et anciennes pièces.

5. A NOTER

5-1. Il existe certaines pièces différentes de celles de rechange pour les modèles de production vu des raisons administratives et dont l'usage est commun avec celles d'autres modèles.

5-2. Concernant les durites en caoutchouc et les tuyaux en vinyle, ne pas manquer de les couper à la bonne longueur comme indiqué dans le catalogue des pièces détachées ou selon ce qui est utile pour le véhicule affecté.

5-3. Noter que les dessins à la page d'illustration servent à titre de référence pour les numéros de pièces détachées, et non pas comme référence pour l'assemblage. Pour cette dernière opération, se reporter au "MANUEL D'ENTRETIEN SUZUKI".

6. NUMERO DE SERIE DU CADRE

GSX1300RL1 : JS1GX72A B2100001~

COLOR CHART
TABLEAU DES COULEURS


COLOR NO. NO DE COULEUR	COLOR DESCRIPTION DESCRIPTION DE COULEUR	COLOR NO. NO DE COULEUR	COLOR DESCRIPTION DESCRIPTION DE COULEUR
EJY	U6H, 6BY	6BY	BLACK
HUZ	YAY, YVZ		
HWV	YWB, YPA		
HWW	YHG, YAY, YVZ		
HWZ	YES, YWB, YPA		
JFF	YKZ, YSF		
JFG	YKZ, YSF, YHG		
U6H	BLACK (LEATHER)		
YAP	SHADOW BLACK METALLIC		
YAY	PEARL NEBULAR BLACK		
YD8	SONIC SILVER METALLIC		
YES	MICRO METAL SILVER		
YHG	OORT GRAY METALLIC		
YKZ	CANDY INDY BLUE		
YMY	MAT TITANIUM SILVER N 0.2		
YPA	PEARL MIRAGE WHITE		
YSF	BLUE METALLIC		
YVZ	PEARL MIRA RED		
YWB	GLEAM GRAY METALLIC		
019	BLACK		
291	BLACK (SEMI-GLOSS)		
5PK	BLACK		

MILLIMETER → INCH CONVERSION CHART
 TABLEAU DE CONVERSION DE MILLIMETRES → POUCES

	0	1	2	3	4	5	6	7	8	9
00	.000	.039	.079	.118	.157	.197	.236	.276	.315	.354
10	.394	.433	.472	.512	.551	.591	.630	.669	.709	.748
20	.787	.827	.866	.906	.945	.984	1.024	1.063	1.102	1.142
30	1.181	1.220	1.260	1.299	1.339	1.378	1.417	1.457	1.496	1.535
40	1.575	1.614	1.654	1.693	1.732	1.772	1.811	1.850	1.890	1.929
50	1.969	2.008	2.047	2.087	2.126	2.165	2.205	2.214	2.283	2.323
60	2.362	2.402	2.441	2.480	2.520	2.559	2.598	2.638	2.677	2.717
70	2.756	2.795	2.835	2.874	2.913	2.953	2.992	3.031	3.071	3.110
80	3.150	3.189	3.228	3.268	3.307	3.346	3.386	3.425	3.465	3.504
90	3.543	3.583	3.622	3.661	3.701	3.740	3.780	3.819	3.858	3.898

How to read
 Mode de lecture

	0	1	2	3	4
00
10
20	0.906	...
30


 23 millimeters equal 0.906 inch
 23 millimètres égalent 0.906 pouce

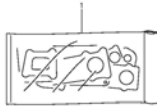
Contents are subject to change without notice or obligation.

Les matières traitées sont susceptibles d'être modifiées sans préavis obligation de notre part.

FIG. NO.	T I T L E	ADDRESS NO.
1	GASKET SET	1-B-02
2	CYLINDER HEAD COVER	1-B-03
3	CYLINDER HEAD	1-B-04
		1-B-05
4	CYLINDER	1-B-06
5	CRANKCASE	1-B-07
		1-B-08
6	CRANKCASE COVER	1-B-09
		1-B-10
7	OIL PAN/OIL PUMP	1-B-11
8	CRANKSHAFT	1-B-12
9	STARTER CLUTCH	1-B-13
10	CRANK BALANCER	1-B-14
11	CAMSHAFT/VALVE	1-B-15
		1-C-02
12	CAM CHAIN	1-C-03
13	THROTTLE BODY (GSX1300RL1 E28)	1-C-04
14	THROTTLE BODY (GSX1300RL1 E3)	1-C-05
15	THROTTLE BODY (GSX1300RL1 E33)	1-C-06
16	THROTTLE BODY HOSE/JOINT (GSX1300RL1 E28)	1-C-07
17	THROTTLE BODY HOSE/JOINT (GSX1300RL1 E3)	1-C-08
18	THROTTLE BODY HOSE/JOINT (GSX1300RL1 E33)	1-C-09
19	AIR CLEANER	1-C-10
20	MUFFLER	1-C-11
21	OIL COOLER	1-C-12
22	FUEL PUMP	1-C-13
23	WATER PUMP	1-C-14
24	RADIATOR	1-C-15
25	RADIATOR HOSE	1-D-02
26	2ND AIR	1-D-03
27	CLUTCH	1-D-04
		1-D-05
28	TRANSMISSION	1-D-06
		1-D-07
29	GEAR SHIFTING	1-D-08
		1-D-09
30	STARTING MOTOR	1-D-10
31	MAGNETO	1-D-11
32	ELECTRICAL (GSX1300RL1 E28)	1-D-12
33	ELECTRICAL (GSX1300RL1 E3)	1-D-13
34	ELECTRICAL (GSX1300RL1 E33)	1-D-14
35	BATTERY	1-D-15
36	SPEEDOMETER (GSX1300RL1 E28)	1-E-02
37	SPEEDOMETER (GSX1300RL1 E3)	1-E-03
38	SPEEDOMETER (GSX1300RL1 E33)	1-E-04
39	HEADLAMP	1-E-05
40	TURN SIGNAL LAMP	1-E-06
41	REAR COMBINATION LAMP	1-E-07
42	WIRING HARNESS (GSX1300RL1 E28)	1-E-08
		1-E-09
43	WIRING HARNESS (GSX1300RL1 E3)	1-E-10
		1-E-11
44	WIRING HARNESS (GSX1300RL1 E33)	1-E-12
		1-E-13
45	HANDLE SWITCH	1-E-14
46	FRAME	1-E-15
47	STAND	1-F-02
48	FOOTREST	1-F-03
		1-F-04
49	FUEL TANK (GSX1300RL1 E28)	1-F-05
50	FUEL TANK (GSX1300RL1 E3)	1-F-06
51	FUEL TANK (GSX1300RL1 E33)	1-F-07
52	EVAP SYSTEM (GSX1300RL1 E33)	1-F-08
53	FRAME COVER	1-F-09
		1-F-10
54	FRONT FENDER	1-F-11
55	HANDLEBAR	1-F-12

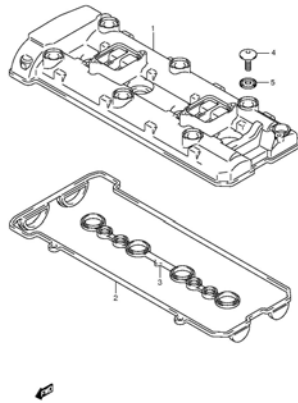
FIG. NO.	T I T L E	ADDRESS NO.
56	HANDLE LEVER	1-F-13
57	REAR FENDER	1-F-14
58	COWLING BODY	1-F-15
59	METER PANEL	1-G-02
60	AIR INTAKE PIPE	1-G-03
61	SIDE COWLING	1-G-04
62	UNDER COWLING	1-G-05
		1-G-06
63	LABEL (GSX1300RL1 E28)	1-G-07
64	LABEL (GSX1300RL1 E3)	1-G-08
65	LABEL (GSX1300RL1 E33)	1-G-09
66	SEAT	1-G-10
67	FRONT FORK DAMPER	1-G-11
		1-G-12
68	BRACKET - STEERING DAMPER	1-G-13
69	FRONT WHEEL	1-G-14
70	FRONT CALIPER	1-G-15
71	FRONT BRAKE HOSE	1-H-02
72	CLUTCH HOSE	1-H-03
73	REAR SWINGING ARM	1-H-04
74	REAR CUSHION LEVER (GSX1300RL1 E28)	1-H-05
75	REAR CUSHION LEVER (GSX1300RL1 E3)	1-H-06
76	REAR CUSHION LEVER (GSX1300RL1 E33)	1-H-07
77	REAR WHEEL	1-H-08
78	REAR CALIPER	1-H-09
79	REAR MASTER CYLINDER	1-H-10

FIG.1



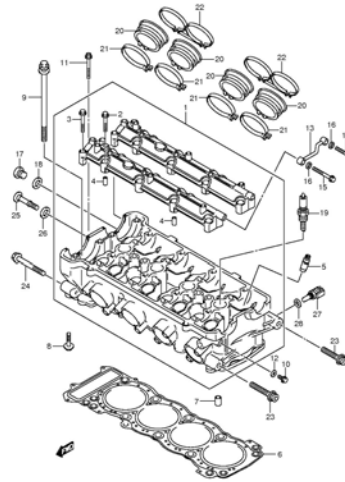
GSX1300RL1 E03 E28_001
GASKET SET

FIG.2



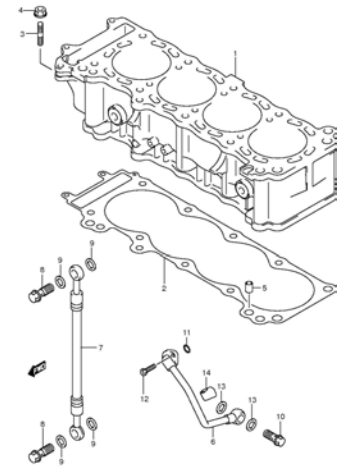
GSX1300RL1 E03 E28_002
CYLINDER HEAD COVER

FIG.3



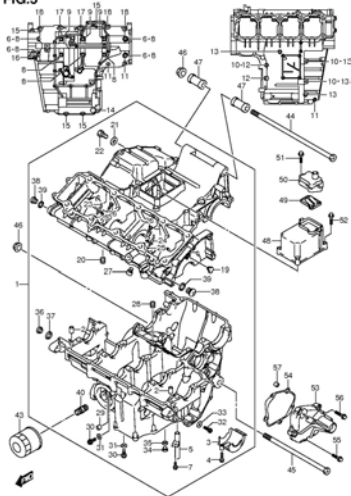
GSX1300RL1 E03 E28_003
CYLINDER HEAD

FIG.4



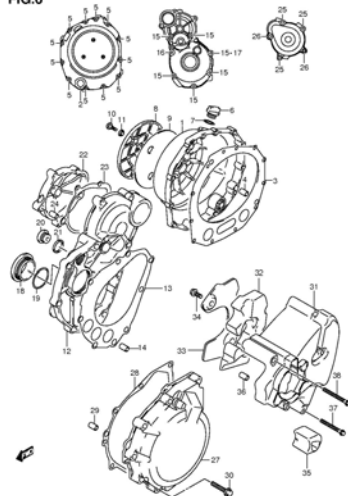
GSX1300RL1 E03 E28_004
CYLINDER

FIG.5



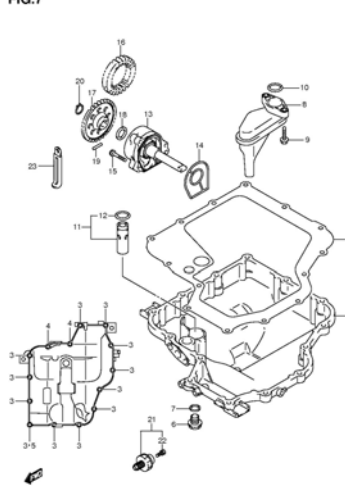
GSX1300RL1 E03 E28_005
CRANKCASE

FIG.6



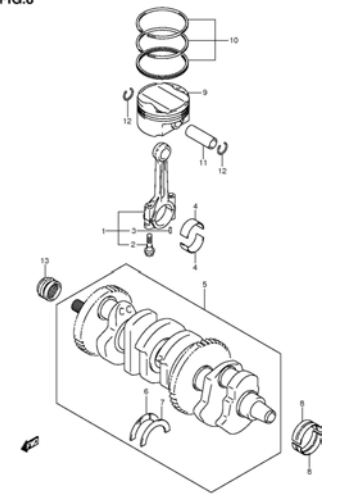
GSX1300RL1 E03 E28_006
CRANKCASE COVER

FIG.7



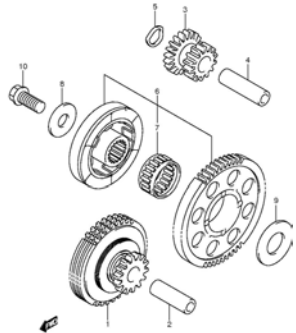
GSX1300RL1 E03 E28_007
OIL PAN/OIL PUMP

FIG.8



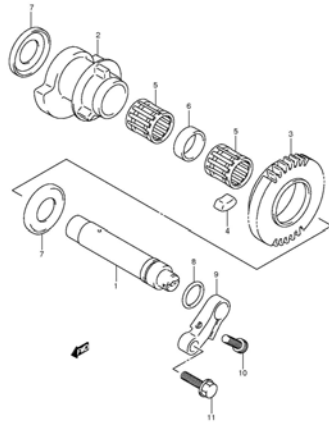
GSX1300RL1 E03 E28_008
CRANKSHAFT

FIG.9



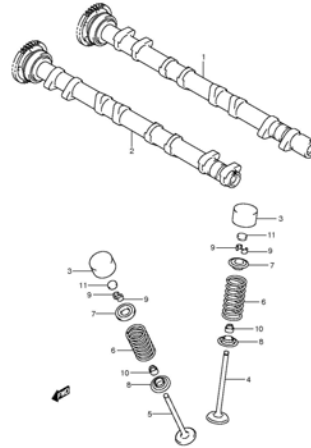
GSX1300RL1 E00 E28_009
STARTER CLUTCH

FIG.10



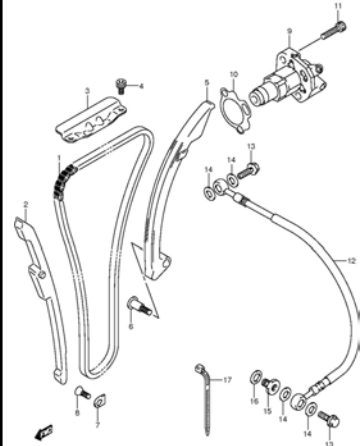
GSX1300RL1 E00 E28_010
CRANK BALANCER

FIG.11



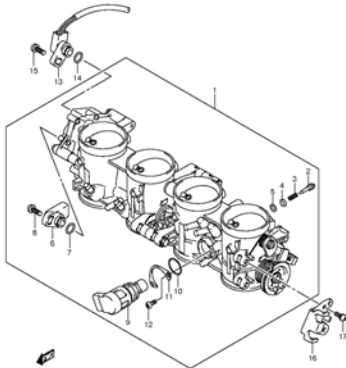
GSX1300RL1 E00 E28_011
CAM SHAFT VALVE

FIG.12



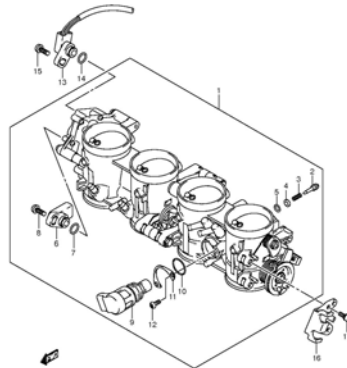
GSX1300RL1 E00 E28_012
CAM CHAIN

FIG.13



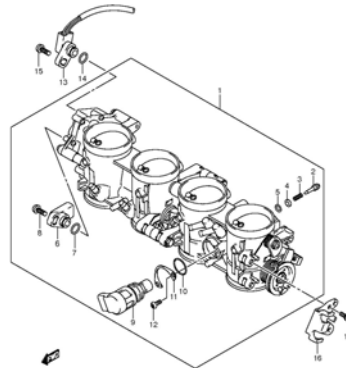
GSX1300RL1 E00 E28_013
THROTTLE BODY

FIG.14



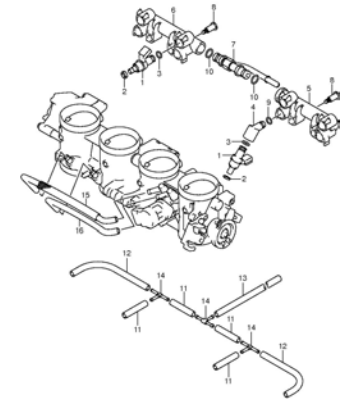
GSX1300RL1 E00 E28_014
THROTTLE BODY

FIG.15



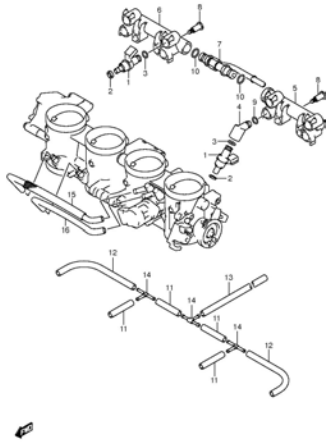
GSX1300RL1 E00 E28_015
THROTTLE BODY

FIG.16



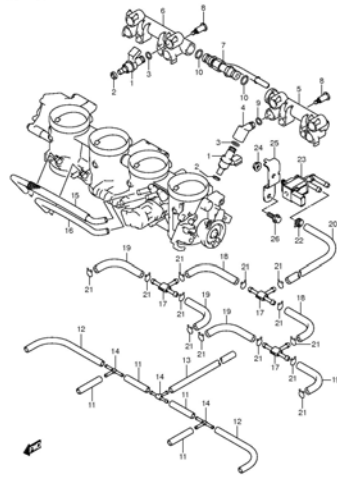
GSX1300RL1 E00 E28_016
THROTTLE BODY HOSE JOINT

FIG.17



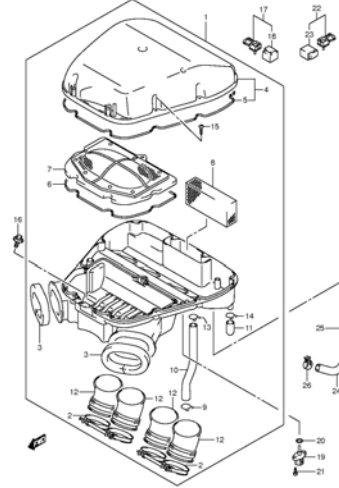
GSX1300RL1 E03 E28_017
THROTTLE BODY HOSE JOINT

FIG.18



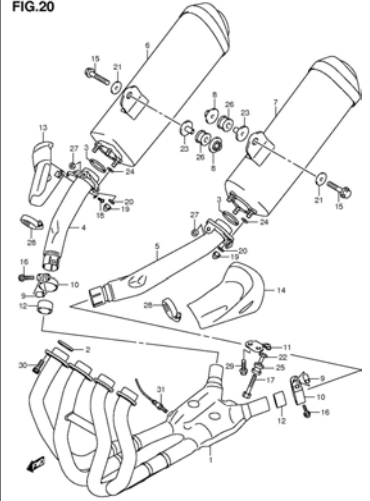
GSX1300RL1 E03 E28_018
THROTTLE BODY HOSE JOINT

FIG.19



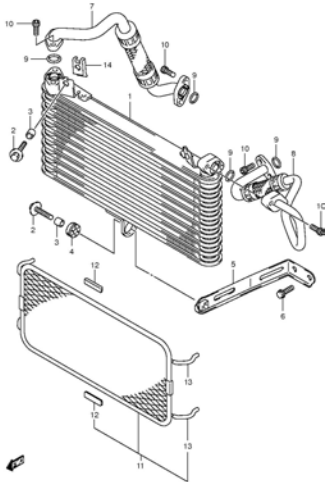
GSX1300RL1 E03 E28_019
AIR CLEANER

FIG.20



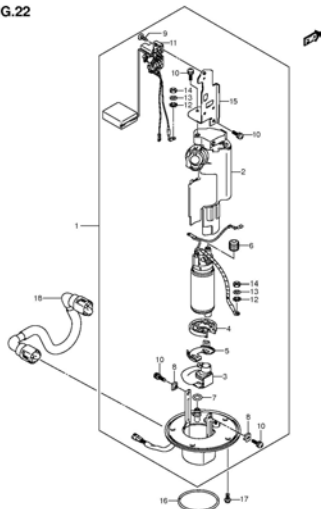
GSX1300RL1 E03 E28_020
MUFFLER

FIG.21



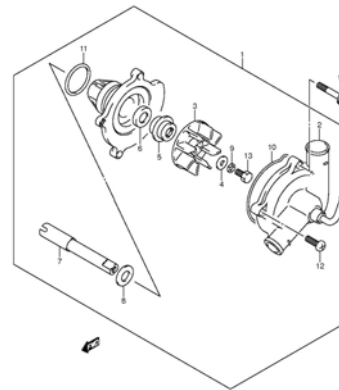
GSX1300RL1 E03 E28_021
OIL COOLER

FIG.22



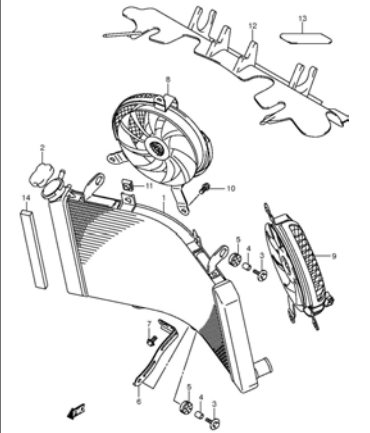
GSX1300RL1 E03 E28_022
FUEL PUMP

FIG.23



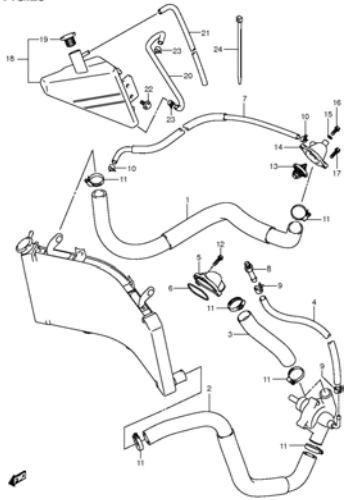
GSX1300RL1 E03 E28_023
WATER PUMP

FIG.24



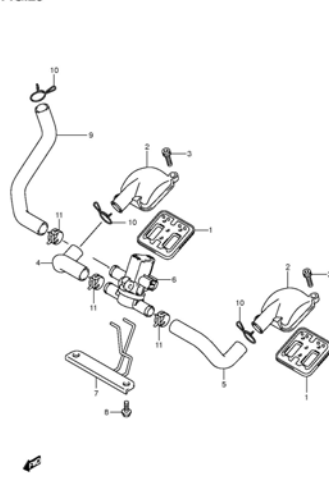
GSX1300RL1 E03 E28_024
RADIATOR

FIG.25



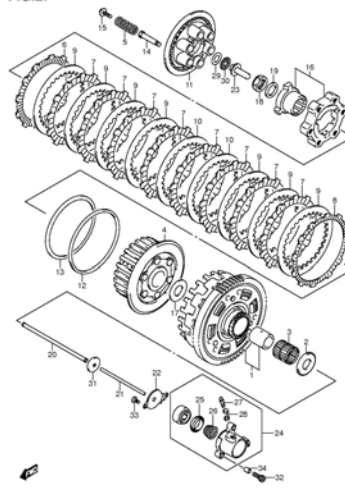
GSX1300RL1 E00 E28_005
RADIATOR HOSE

FIG.26



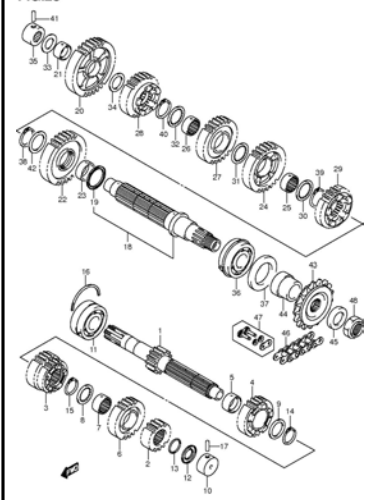
GSX1300RL1 E00 E28_006
2ND AIR

FIG.27



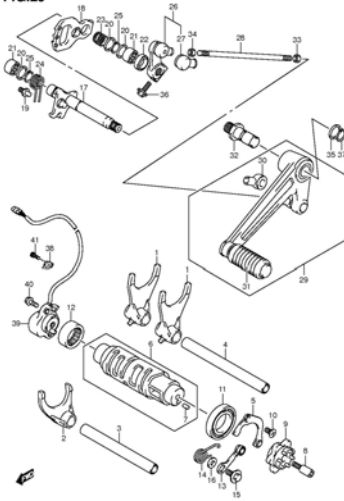
GSX1300RL1 E00 E28_007
CLUTCH

FIG.28



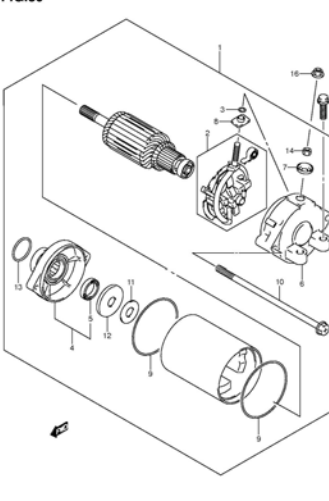
GSX1300RL1 E00 E28_008
TRANSMISSION

FIG.29



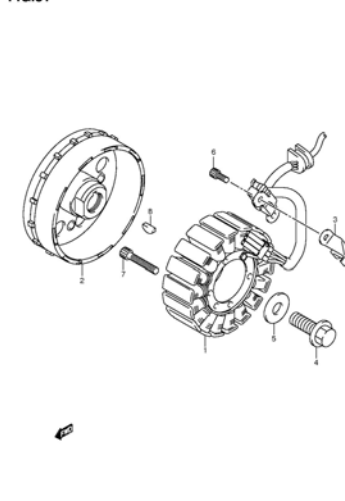
GSX1300RL1 E00 E28_009
GEAR SHIFTING

FIG.30



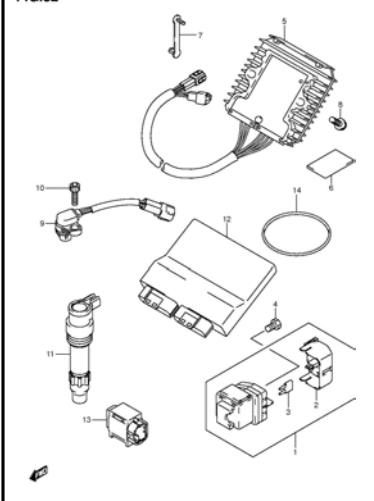
GSX1300RL1 E00 E28_000
STARTING MOTOR

FIG.31



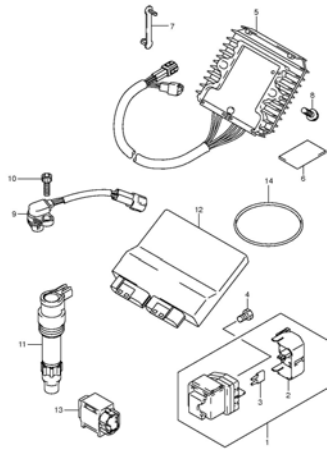
GSX1300RL1 E00 E28_001
MAGNETO

FIG.32



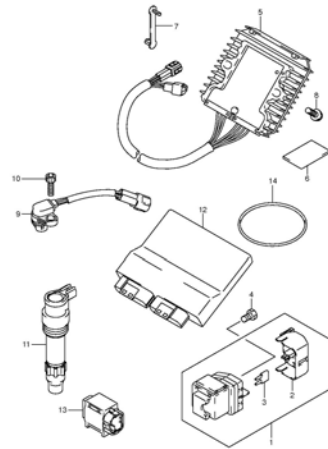
GSX1300RL1 E00 E28_002
ELECTRICAL

FIG.33



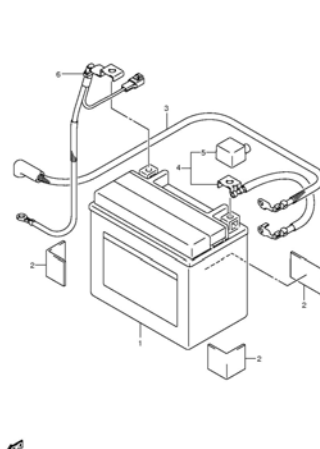
GSX1300RL1 E00 E28_003
ELECTRICAL

FIG.34



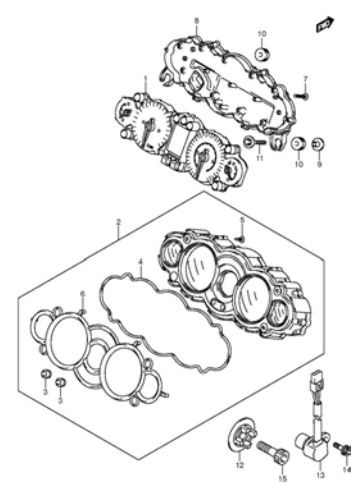
GSX1300RL1 E00 E28_004
ELECTRICAL

FIG.35



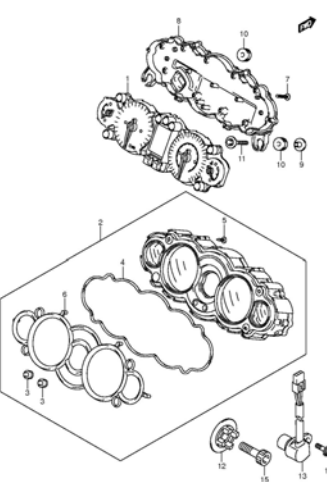
GSX1300RL1 E00 E28_005
BATTERY

FIG.36



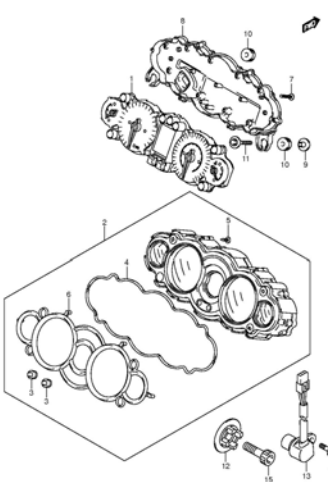
GSX1300RL1 E00 E28_006
SPEEDOMETER

FIG.37



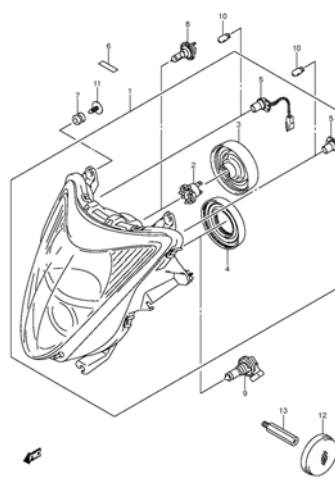
GSX1300RL1 E00 E28_007
SPEEDOMETER

FIG.38



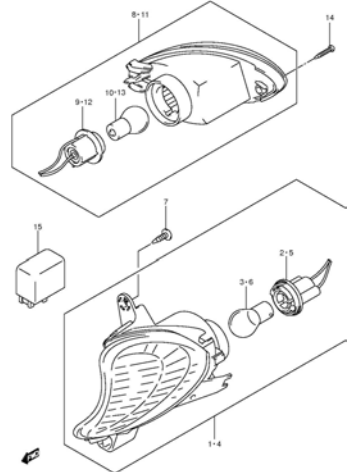
GSX1300RL1 E00 E28_008
SPEEDOMETER

FIG.39



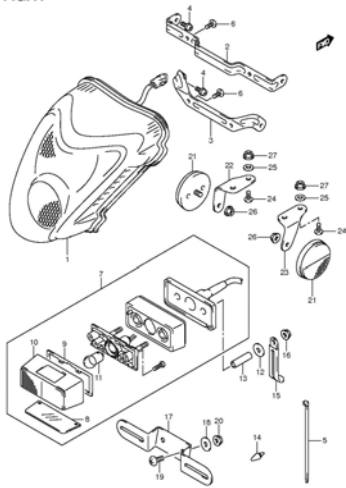
GSX1300RL1 E00 E28_009
HEADLAMP

FIG.40



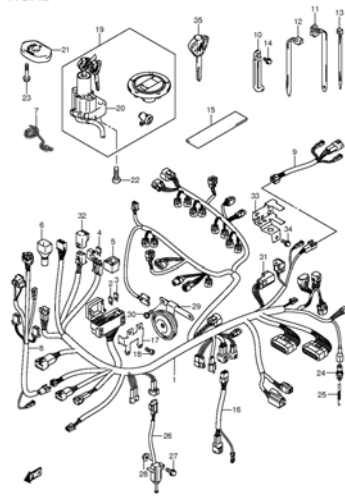
GSX1300RL1 E00 E28_040
TURN SIGNAL LAMP

FIG.41



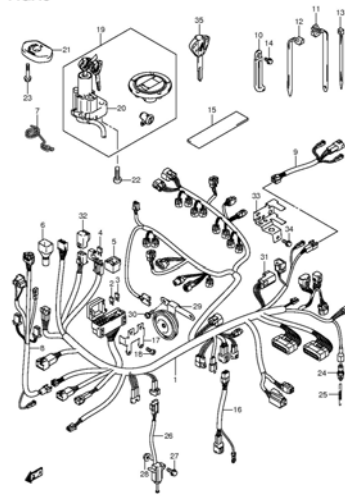
GSX1300RL1 E03 E28_041
REAR COMBINATION LAMP

FIG.42



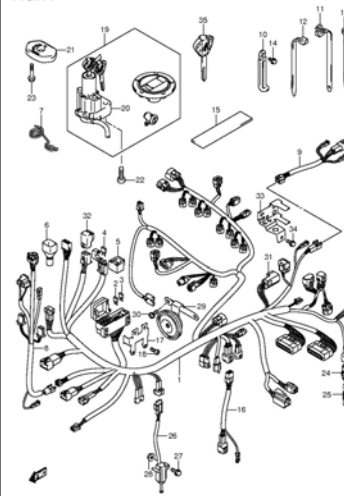
GSX1300RL1 E03 E28_042
WIRING HARNESS

FIG.43



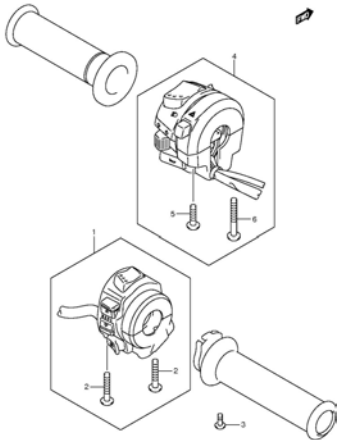
GSX1300RL1 E03 E28_043
WIRING HARNESS

FIG.44



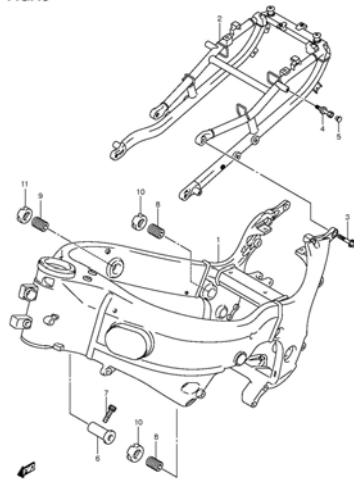
GSX1300RL1 E03 E28_044
WIRING HARNESS

FIG.45



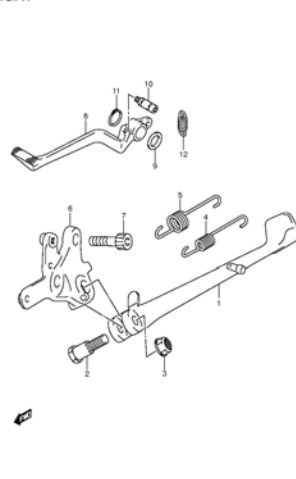
GSX1300RL1 E03 E28_045
HANDLE SWITCH

FIG.46



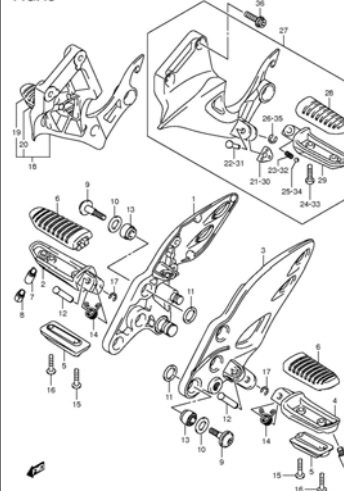
GSX1300RL1 E03 E28_046
FRAME

FIG.47



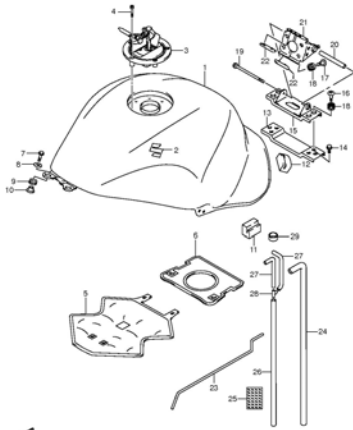
GSX1300RL1 E03 E28_047
STAND

FIG.48



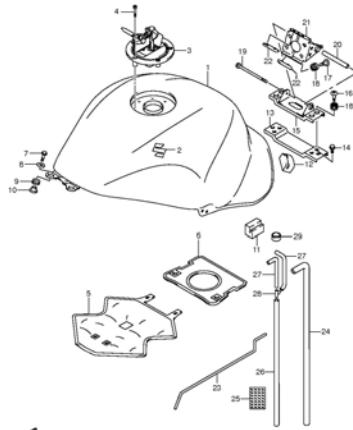
GSX1300RL1 E03 E28_048
FOOTREST

FIG.49



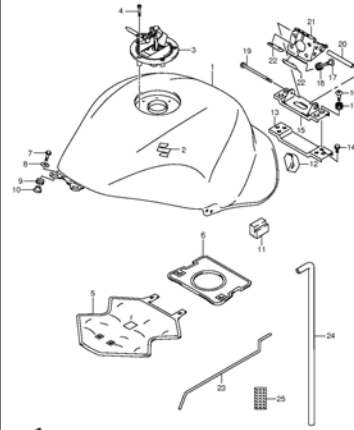
GSX1300RL1 E03 E28_049
FUEL TANK

FIG.50



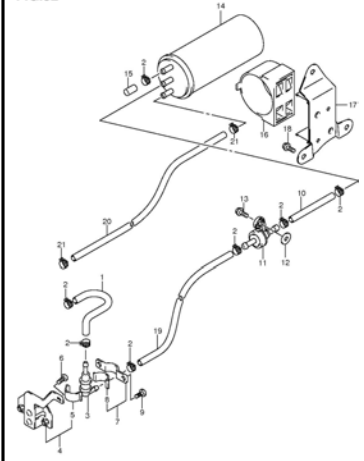
GSX1300RL1 E03 E28_050
FUEL TANK

FIG.51



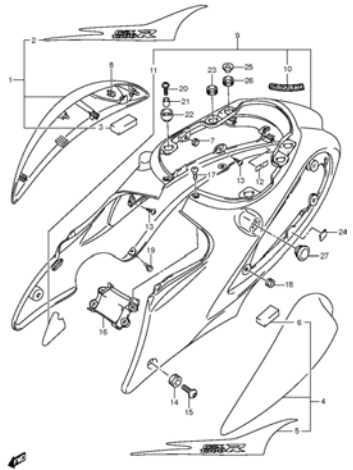
GSX1300RL1 E03 E28_051
FUEL TANK

FIG.52



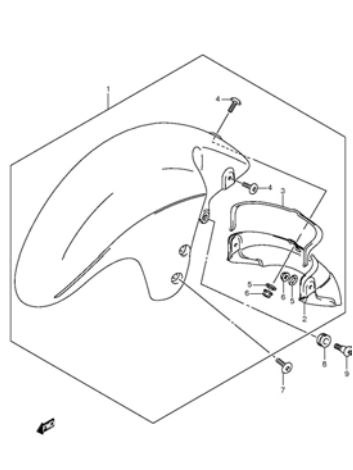
GSX1300RL1 E03 E28_052
EVAP SYSTEM

FIG.53



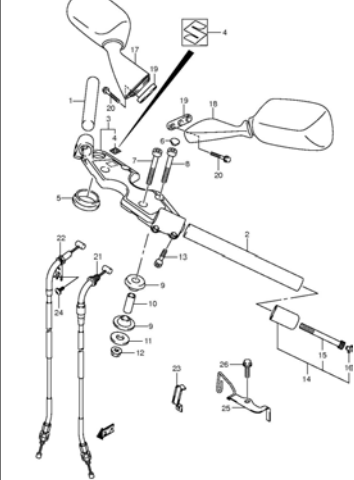
GSX1300RL1 E03 E28_053
FRAME COVER

FIG.54



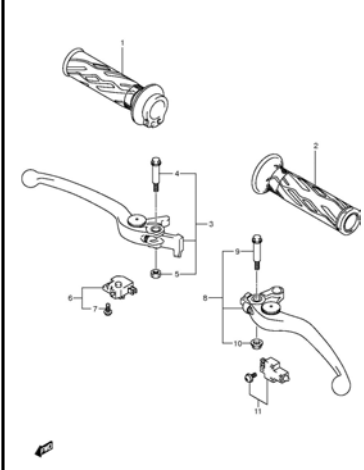
GSX1300RL1 E03 E28_054
FRONT FENDER

FIG.55



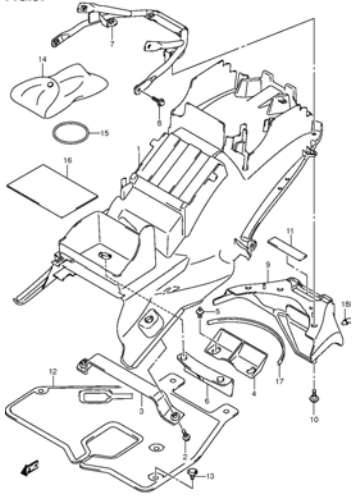
GSX1300RL1 E03 E28_055
HANDLEBAR

FIG.56



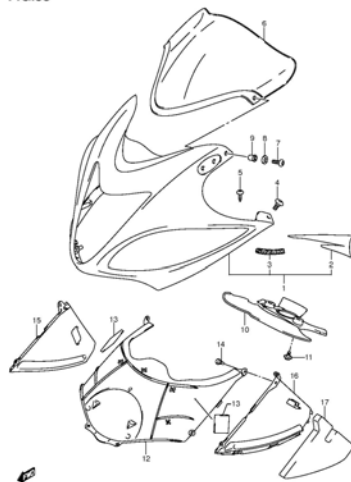
GSX1300RL1 E03 E28_056
HANDLE LEVER

FIG.57



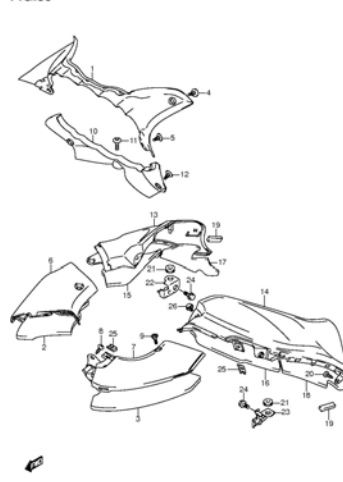
GSX1300RFL1 E03 E28_097
REAR FENDER

FIG.58



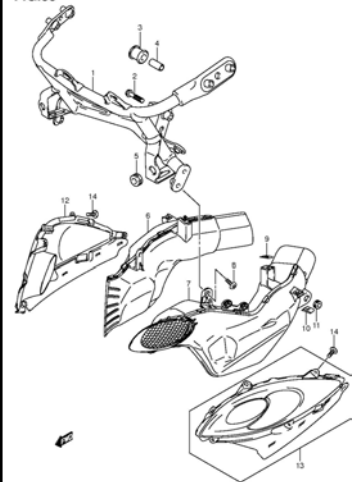
GSX1300RFL1 E03 E28_098
COWLING BODY

FIG.59



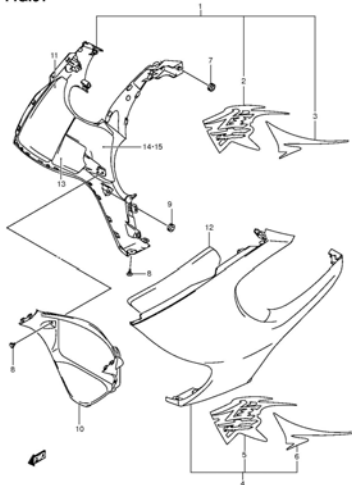
GSX1300RFL1 E03 E28_099
METER PANEL

FIG.60



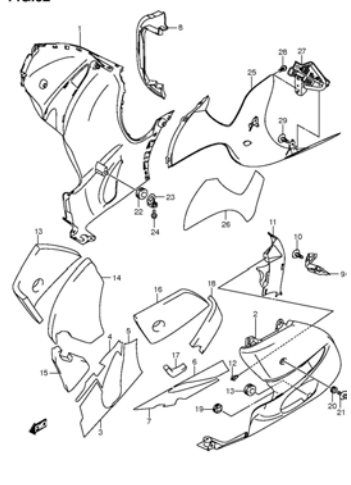
GSX1300RFL1 E03 E28_060
AIR INTAKE PIPE

FIG.61



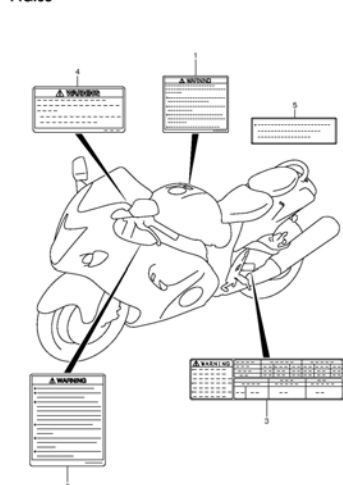
GSX1300RFL1 E03 E28_061
SIDE COWLING

FIG.62



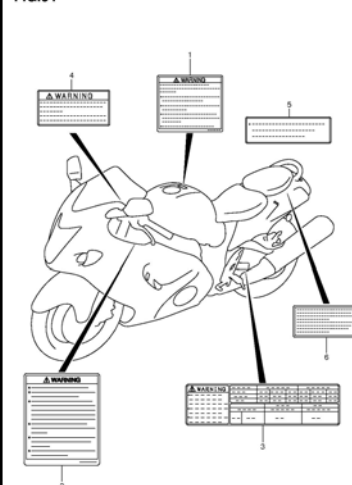
GSX1300RFL1 E03 E28_062
UNDER COWLING

FIG.63



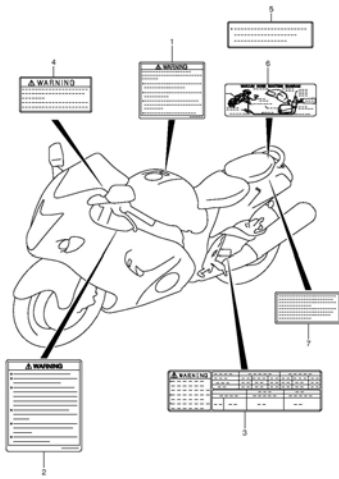
GSX1300RFL1 E03 E28_063
LABEL

FIG.64



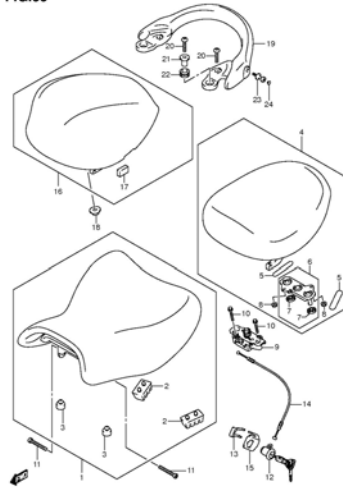
GSX1300RFL1 E03 E28_064
LABEL

FIG.65



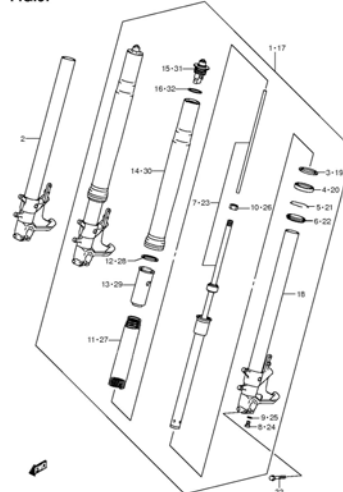
GSX1300RL1 E03 E28_065
LABEL

FIG.66



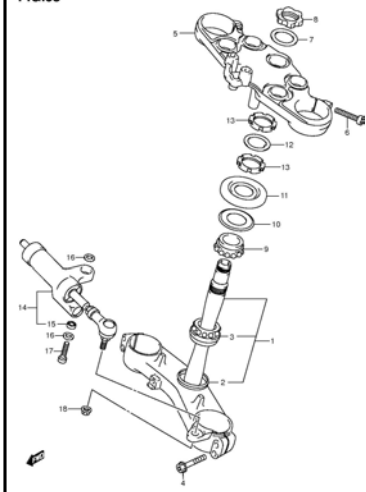
GSX1300RL1 E03 E28_066
SEAT

FIG.67



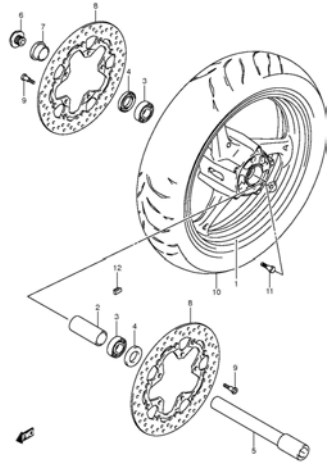
GSX1300RL1 E03 E28_067
FRONT FORK DAMPER

FIG.68



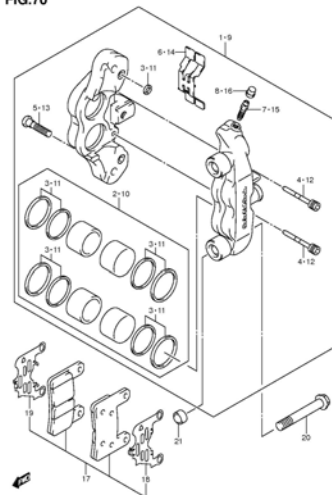
GSX1300RL1 E03 E28_068
BRACKET STEERING DAMPER

FIG.69



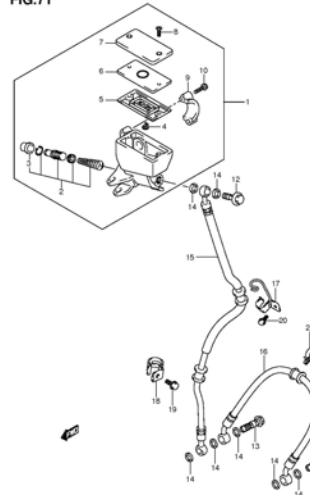
GSX1300RL1 E03 E28_069
FRONT WHEEL

FIG.70



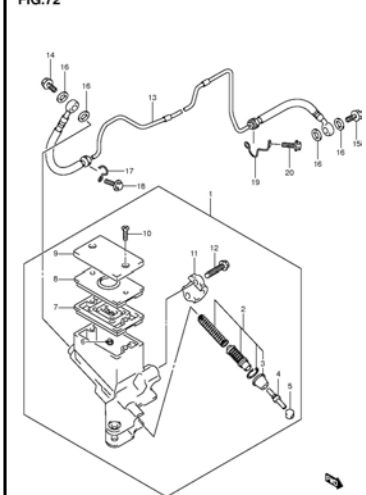
GSX1300RL1 E03 E28_070
FRONT CALIPER

FIG.71



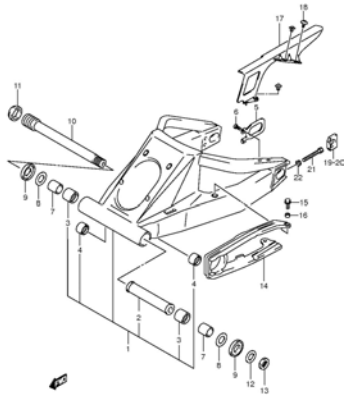
GSX1300RL1 E03 E28_071
FRONT BRAKE HOSE

FIG.72



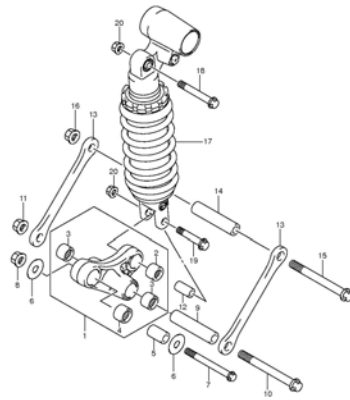
GSX1300RL1 E03 E28_072
CLUTCH HOSE

FIG.73



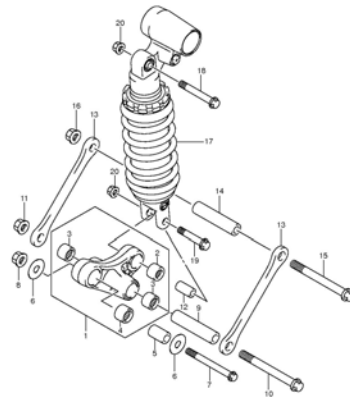
GSX1300RL1 E03 E2B_073
REAR SWINGARM

FIG.74



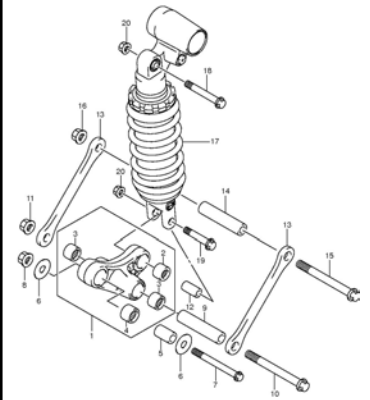
GSX1300RL1 E03 E2B_074
REAR CUSHION LEVER

FIG.75



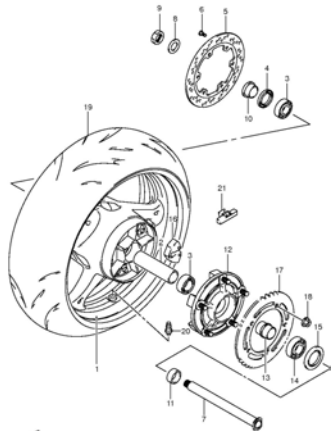
GSX1300RL1 E03 E2B_075
REAR CUSHION LEVER

FIG.76



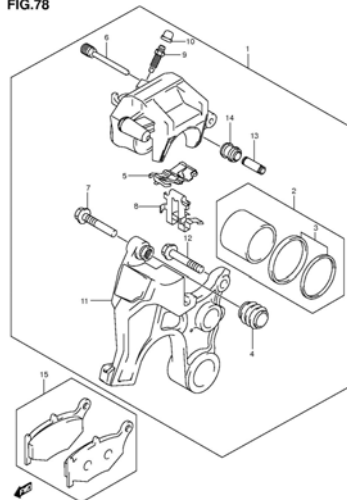
GSX1300RL1 E03 E2B_076
REAR CUSHION LEVER

FIG.77



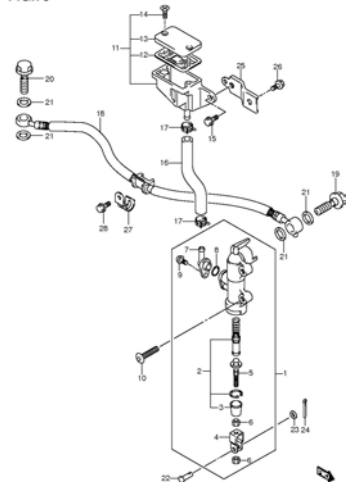
GSX1300RL1 E03 E2B_077
REAR WHEEL

FIG.78



GSX1300RL1 E03 E2B_078
REAR CALIPER

FIG.79



GSX1300RL1 E03 E2B_079
REAR MASTER CYLINDER

FIG.1

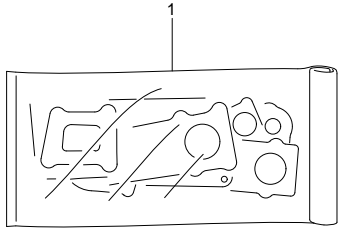


FIG.1 (1-B-2) GASKET SET

REF NO.	PART NO.	DESCRIPTION	QTY	REMARKS
1	11400-15880	GASKET SET	1	OPT
2	11141-15H00	·GASKET, CYLINDER HEAD	1	NOT ILLUSTRATED
3	11173-24F00	·GASKET, CYLINDER HEAD COVER NO.1	1	NOT ILLUSTRATED
4	11178-15H00	·GASKET, CYLINDER HEAD COVER NO.2	1	NOT ILLUSTRATED
5	11241-15H00	·GASKET, CYLINDER	1	NOT ILLUSTRATED
6	11482-24F00	·GASKET, CLUTCH COVER (NA)	1	NOT ILLUSTRATED
7	11483-24F00	·GASKET, MAGNETO COVER	1	NOT ILLUSTRATED
8	11485-24F00	·GASKET, GEAR SHIFT COVER (NA)	1	NOT ILLUSTRATED
9	11489-24F01	·GASKET, OIL PAN	1	NOT ILLUSTRATED
10	11491-24F01	·GASKET, STARTER CLUTCH COVER	1	NOT ILLUSTRATED
11	11492-24F00	·GASKET, START IDLE GEAR CAP	1	NOT ILLUSTRATED
12	12837-02H00	·GASKET, TENSIONER ADJUSTER	1	NOT ILLUSTRATED
13	14181-22D01	·GASKET, EXHAUST PIPE	4	NOT ILLUSTRATED
14	11191-27E00	·WASHER	6	NOT ILLUSTRATED

FIG.2

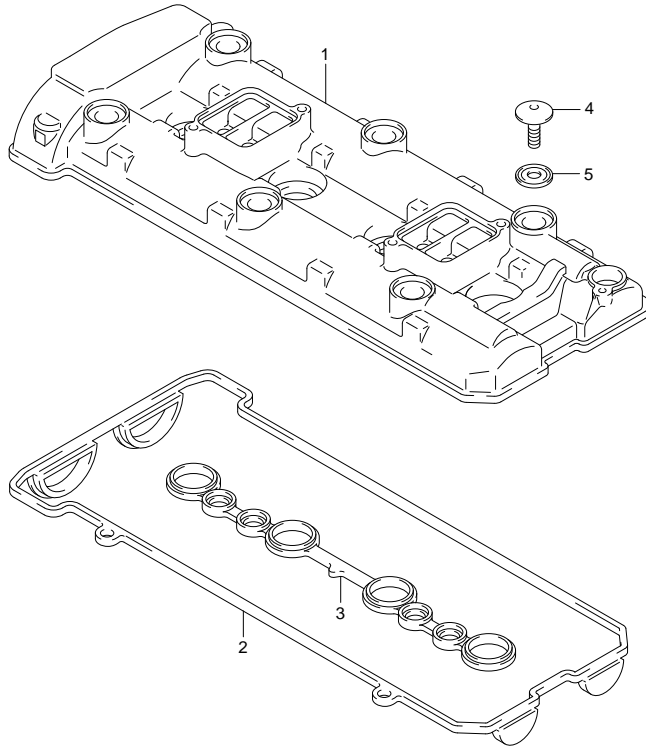


FIG.2 (1-B-3) CYLINDER HEAD COVER

REF NO.	PART NO.	DESCRIPTION	Q' TY	REMARKS
1	11170-15H00	COVER, CYLINDER HEAD	1	
2	11173-24F00	GASKET, HEAD COVER NO.1	1	
3	11178-15H00	GASKET, HEAD COVER NO.2	1	
4	09106-07009	BOLT (7X17.5)	6	
5	11191-27E00	WASHER	6	



FIG.3

FIG.3 (1-B-4) CYLINDER HEAD

REF NO.	PART NO.	DESCRIPTION	Q'TY	REMARKS
1	11100-15H00	HEAD ASSY, CYLINDER	1	
2	09103-06266	·BOLT (6X40)	16	
3	09103-06293	·BOLT (6X45)	4	
4	09206-08007	·PIN	4	
5	11115-15H70	GUIDE, VALVE (OS:0.3)	16	OPT
6	11141-15H00	GASKET, CYLINDER HEAD	1	
7	04211-11169	PIN	2	
8	01550-0630B	BOLT	1	
9	11117-15H00	BOLT	10	
10	09103-06222	BOLT (6X12)	1	
11	07120-0655B	BOLT	2	
12	09168-06023	GASKET (5.8X13X1.2)	1	
13	11131-33E00	PIPE, OIL	1	
14	01550-0635A	BOLT	1	
15	01550-0645A	BOLT	1	
16	08322-0106A	WASHER	2	
17	09248-16012	PLUG	1	
18	09168-16009	GASKET (16X22X0.8)	1	
19-1	09482-00558	SPARK PLUG (CR9EIA-9)	4	NGK
19-2	09482-00557	SPARK PLUG (IU27D)	4	DENSO
19-3	09482-00556	SPARK PLUG (CR8EIA-9)	4	OPT NGK
19-4	09482-00560	SPARK PLUG (CR10EIA-9)	4	OPT NGK
19-5	09482-00555	SPARK PLUG (IU24D)	4	OPT DENSO
19-6	09482-00559	SPARK PLUG (IU31D)	4	OPT DENSO
20	13111-15H00	PIPE, INTAKE NO.1	4	

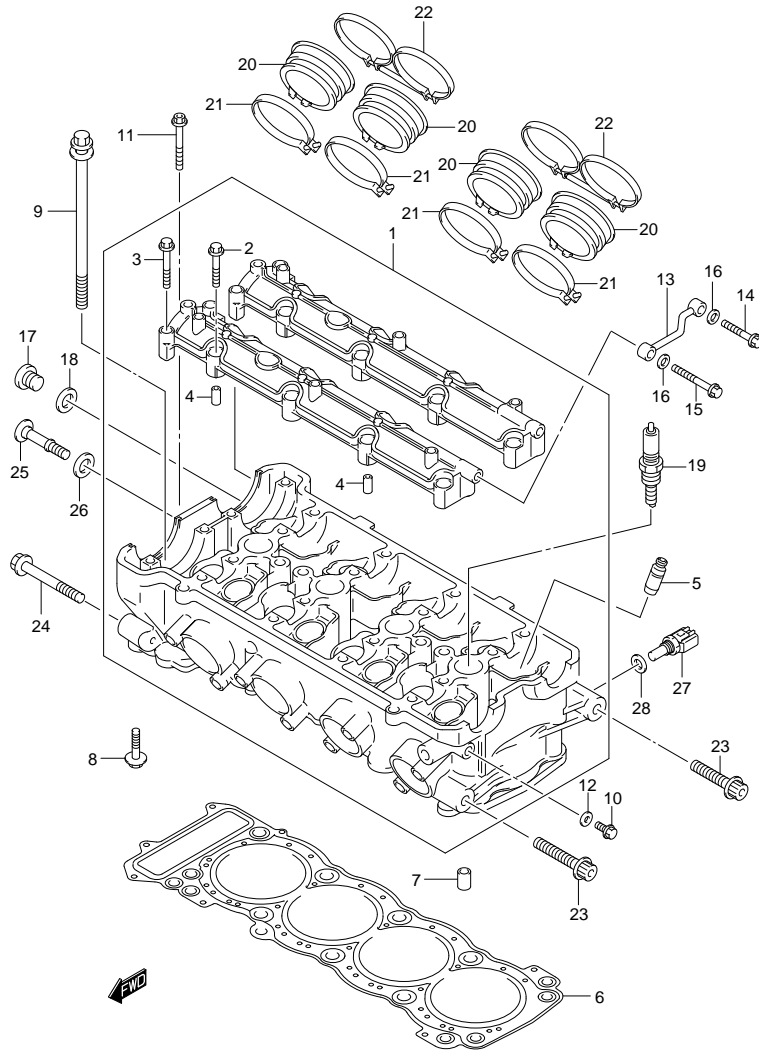


FIG.3

FIG.3 (1-B-5) CYLINDER HEAD

REF NO.	PART NO.	DESCRIPTION	Q'TY	REMARKS
21	09402-60208	CLAMP	4	
22	13170-15H10	CLAMP	2	
23	09106-10069	BOLT (10X45)	2	
24	09106-10084	BOLT (10X60)	2	
25	11161-33E00	BOLT, CYL HEAD SIDE FACE	1	
26	11191-13E00	WASHER	1	
27	13650-49X00	SENSOR, WATER TEMPERATURE	1	
28	09168-12017	GASKET (12X17X1)	1	

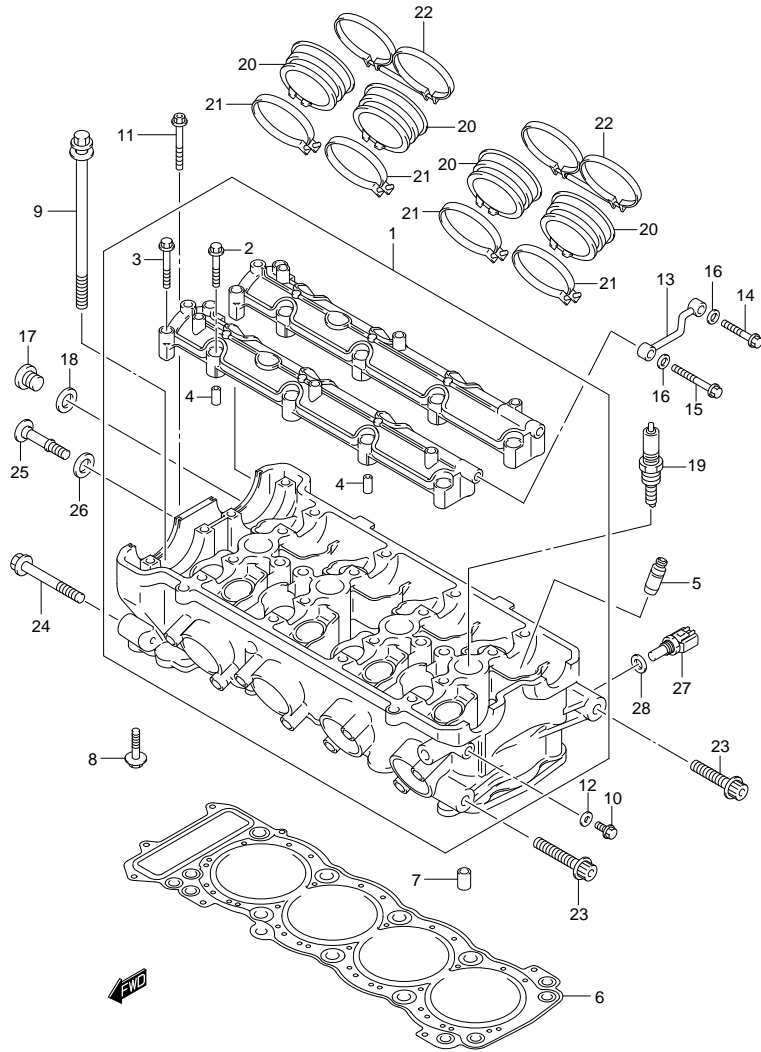


FIG.4

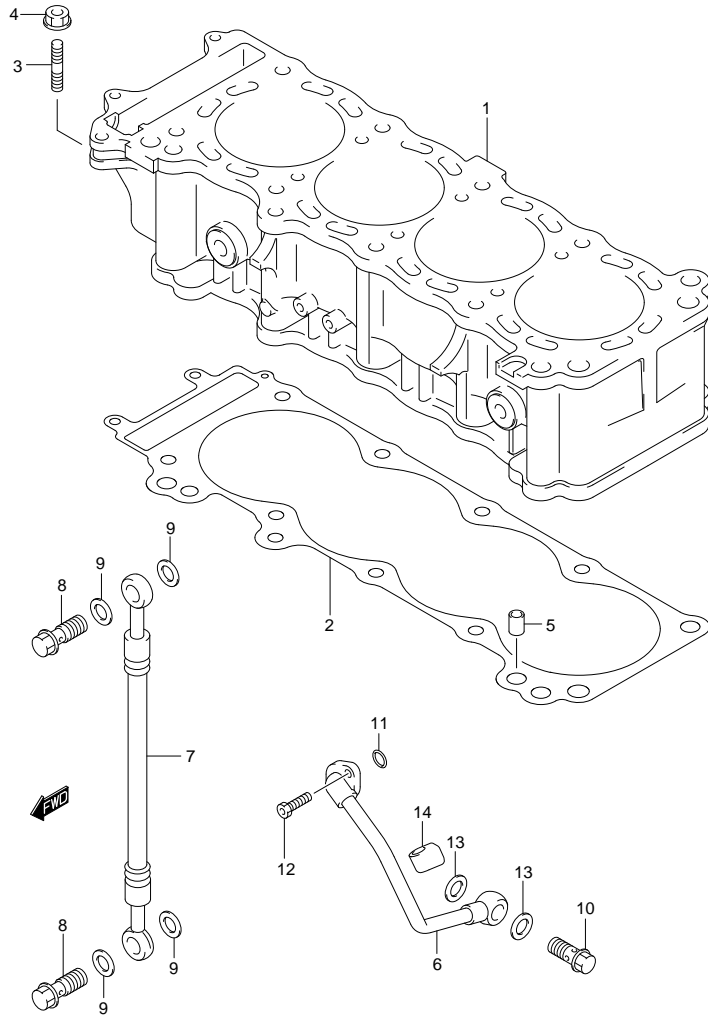
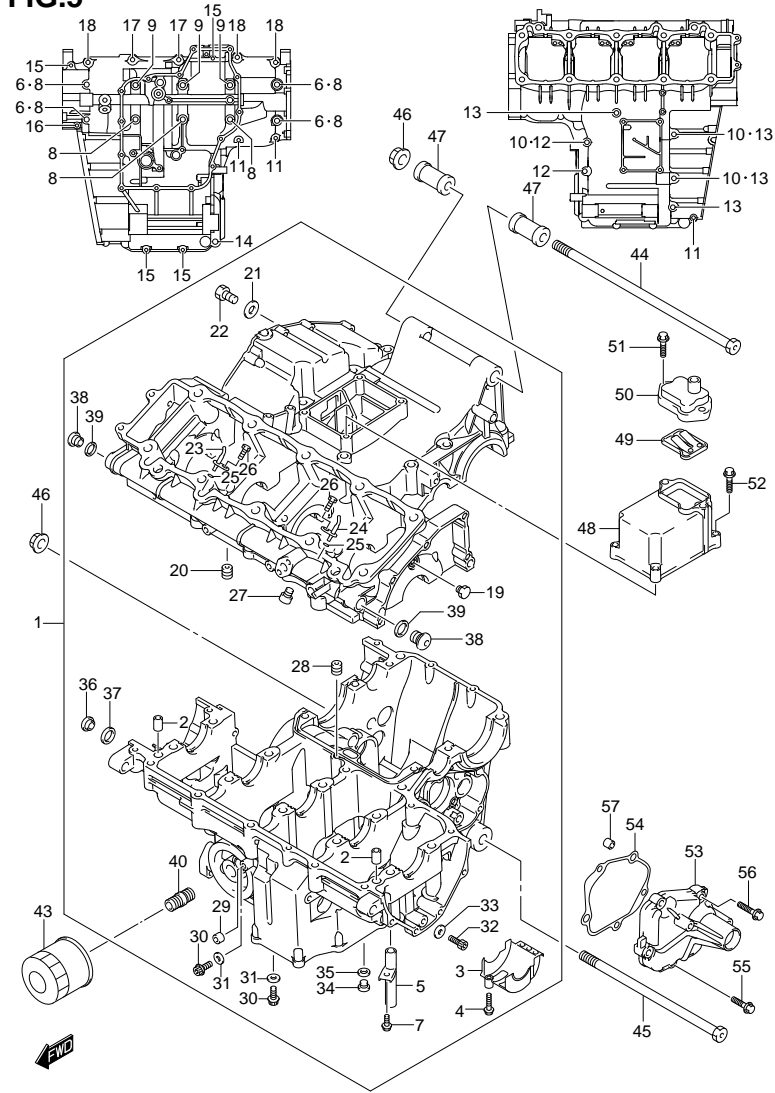


FIG.4 (1-B-6) CYLINDER

REF NO.	PART NO.	DESCRIPTION	Q'TY	REMARKS
1	11210-15H00-0F0	CYLINDER	1	
2	11241-15H00	GASKET	1	
3	01421-0625B	STUD BOLT	2	
4	08316-1006B	NUT	2	
5	04211-11169	PIN	2	
6	11280-24F00	PIPE, CRANKCASE OIL	1	
7	11282-24F00	HOSE, OIL	1	
8	09360-10062	UNION	2	
9	09168-10007	GASKET (10.1X16X1)	4	
10	09360-14012	UNION	1	
11	09280-12012	O RING (D:2.4,ID:11.8)	1	
12	09106-06073	BOLT (6X16)	2	
13	09168-14015	GASKET (14X20X1.5)	2	
14	11283-24F00	CUSHION, CRANKCASE OIL PIPE	1	

FIG.5



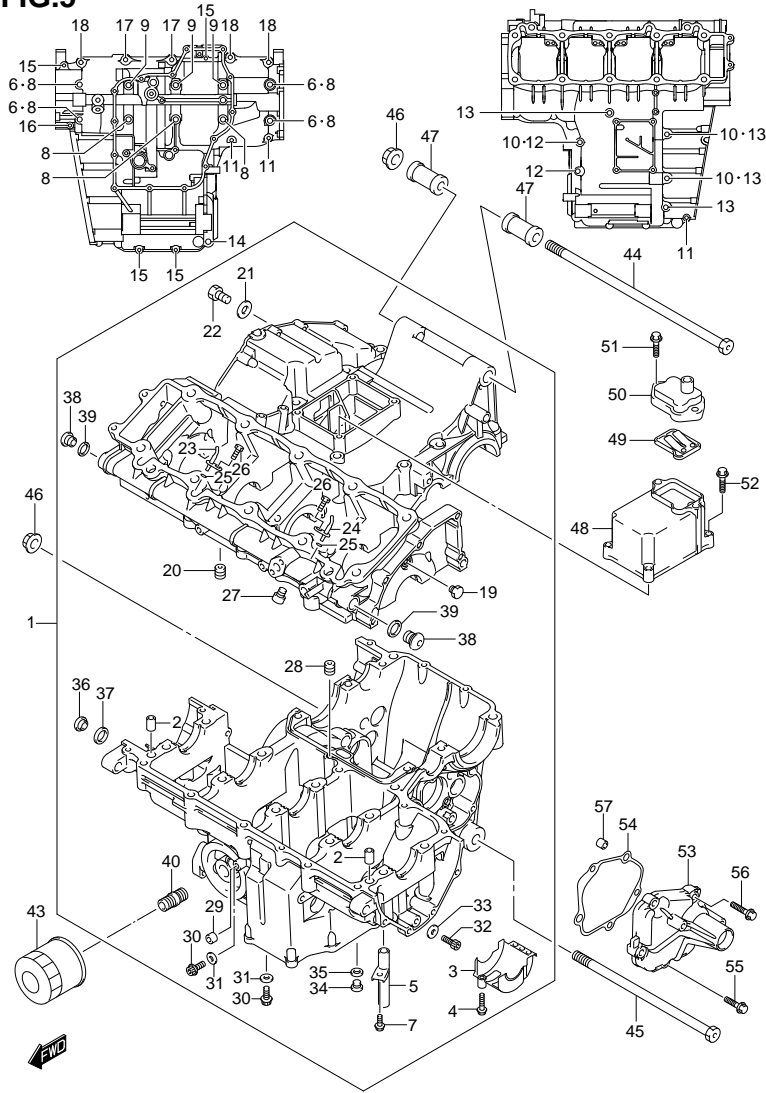
GSX1300RL1 E03 E28_005
CRANKCASE

FIG.5 (1-B-7) CRANKCASE

REF NO.	PART NO.	DESCRIPTION	Q'TY	REMARKS
1	11301-24861	CRANKCASE SET	1	
2	11319-33E50	·PIN	4	
3	11323-24F10	·SEPARATOR, OIL	1	
4	01547-0625A	·BOLT	1	
5	11328-24F00	·UNION, BREATHER OIL	1	
6	09168-10031	·GASKET (10.2X20X2.3)	4	
7	01547-0612A	·BOLT	1	
8	09103-09008	·BOLT (9X95)	7	
9	09103-09010	·BOLT (9X115)	3	
10	09168-08016	·GASKET (8.2X14X1)	3	
11	01547-0650A	·BOLT	3	
12	01550-0865A	·BOLT	2	
13	01550-0880A	·BOLT	4	
14	01550-1060A	·BOLT	1	
15	01547-0640A	·BOLT	4	
16	01547-0660A	·BOLT	1	
17	09103-08155	·BOLT (8X60)	2	
18	09103-08355	·BOLT (8X50)	3	
19	11393-33E01	·JET, MAGNETO COOLING	1	
20	09493-20012	·JET (100)	1	
21	09168-06023	·GASKET (5.8X13X1.2)	1	
22	07120-0612B	·PLUG	1	
23	11390-34E00	·JET, PISTON COOLING RH	2	
24	11390-34E10	·JET, PISTON COOLING LH	2	
25	09280-04004	·O RING (D:1.2,ID:4)	4	
26	09106-06075	·BOLT (6X12)	4	
27	09106-06076	·BOLT (6X10)	4	
28	09493-36006	·JET (180)	1	
29	11532-46E00	·JET, OIL GALLERY	1	

GSX1300RL1 E3/E28

FIG.5



GSX1300RL1 E03 E28_005
CRANKCASE

FIG.5 (1-B-8) CRANKCASE

REF NO.	PART NO.	DESCRIPTION	Q'TY	REMARKS
30	07120-0612B	·PLUG	2	
31	09168-06023	·GASKET (5.8X13X1.2)	2	
32	07130-0816B	·PLUG	1	
33	09168-08016	·GASKET (8.2X14X1)	1	
34	09248-10010	·PLUG	1	
35	09168-10002	·GASKET (10X14X3.6)	1	
36	09248-16012	·PLUG	1	
37	09168-16002	·GASKET (16X22X2)	1	
38	09248-14012	·PLUG	1	
39	09168-14002	·GASKET (13.8X18.8X4.8)	1	
40	16591-06B01	·UNION, OIL FILTER STAND	1	
41	12228-24F00-0D0	·BEARING, CRANK THRUST (GREEN)	1	RH SEE ILLUSTRATION ON FIG.8
42-1	12228-24F00-0A0	·BEARING, CRANK THRUST (RED)	1	LH SEE ILLUSTRATION ON FIG.8
42-2	12228-24F00-0B0	·BEARING, CRANK THRUST (BLACK)	1	
42-3	12228-24F00-0C0	·BEARING, CRANK THRUST (BLUE)	1	
42-4	12228-24F00-0D0	·BEARING, CRANK THRUST (GREEN)	1	
42-5	12228-24F00-0E0	·BEARING, CRANK THRUST (YELLOW)	1	
42-6	12228-24F00-0F0	·BEARING, CRANK THRUST (WHITE)	1	
43	16510-03G00-X07	FILTER ASSY, ENGINE OIL	1	
44	09103-12066	BOLT (12X320)	1	
45	09103-12067	BOLT (12X243)	1	
46	09159-12054	NUT	2	
47	11611-24F00	SPACER, ENGINE MOUNT	2	
48	11331-15H00	COVER, BREATHER	1	
49	13150-01H00	VALVE ASSY, BREATHER REED	1	
50	11372-21H00	COVER, REED VALVE	1	
51	01547-0620A	BOLT	2	
52	01547-0630A	BOLT	4	
53	11383-15H00	COVER, GEAR SHIFT	1	
54	11485-24F00	GASKET	1	
55	01547-0625A	BOLT	3	
56	01547-0635A	BOLT	2	
57	04211-09149	PIN	2	

GSX1300RL1 E3/E28

FIG.6

FIG.6 (1-B-9) CRANKCASE COVER

REF NO.	PART NO.	DESCRIPTION	Q' TY	REMARKS
1	11340-24F01	COVER, CLUTCH	1	
2	11971-33210	·LENS, OIL LEVEL	1	
3	11482-24F00	GASKET, CLUTCH COVER	1	
4	04211-09189	PIN	2	
5	09103-06213	BOLT (6X30)	12	
6	11971-25D00	PLUG, ENGINE OIL FILLER	1	
7	09280-17003	O RING (D:3.1, ID:16.8)	1	
8	11371-24F00	COVER, CLUTCH OUTER	1	
9	11372-24F00	CUSHION, CLUTCH OUTER COVER	1	
10	09139-06107	SCREW (6X16)	3	
11	11373-24F00	WASHER, CL OUTER COVER SCREW	3	
12	11380-24F20	COVER, STARTER CLUTCH	1	
13	11491-24F01	GASKET, STARTER CLUTCH COVER	1	
14	04211-09149	PIN	2	
15	09103-06212	BOLT (6X25)	6	
16	09103-06214	BOLT (6X35)	1	
17	09168-06023	GASKET (5.8X13X1.2)	1	
18	09259-36021	PLUG	1	
19	09280-33004	O RING (D:3.1, ID:32.7)	1	
20	09248-16012	PLUG	1	
21	09168-16002	GASKET (16X22X2)	1	
22	11382-24F20	CAP, STARTER IDLE GEAR	1	
23	11492-24F00	GASKET, STARTER IDLE GEAR CAP	1	
24	04211-09149	PIN	2	
25	09103-06212	BOLT (6X25)	3	
26	09103-06214	BOLT (6X35)	2	

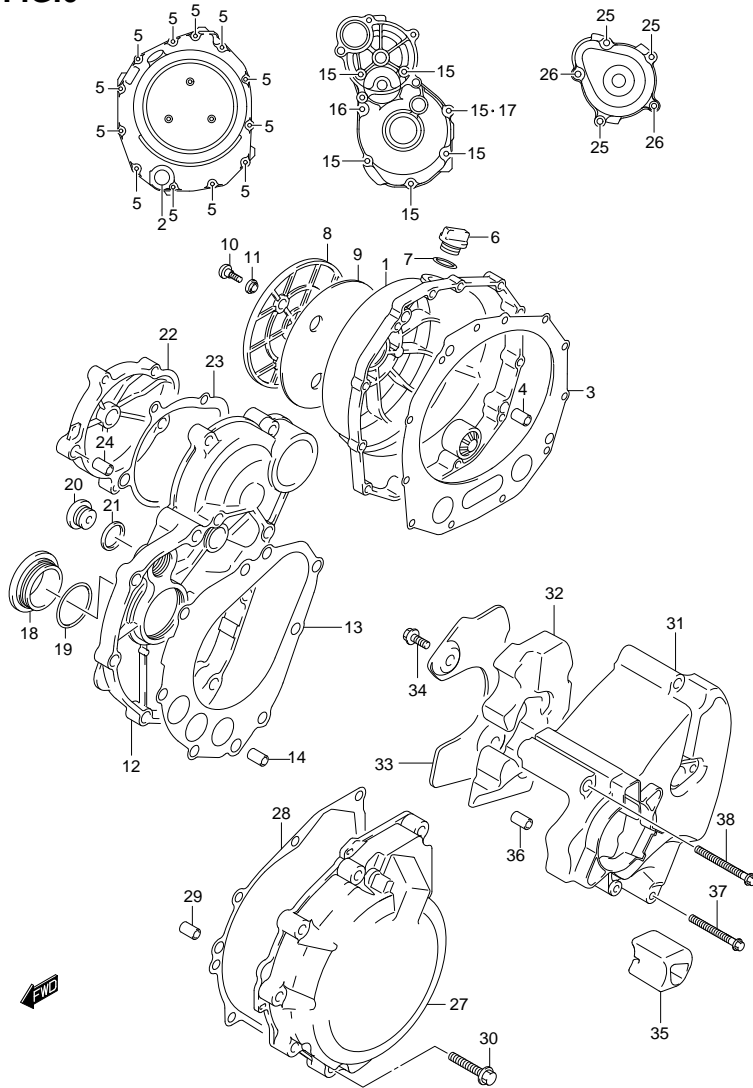
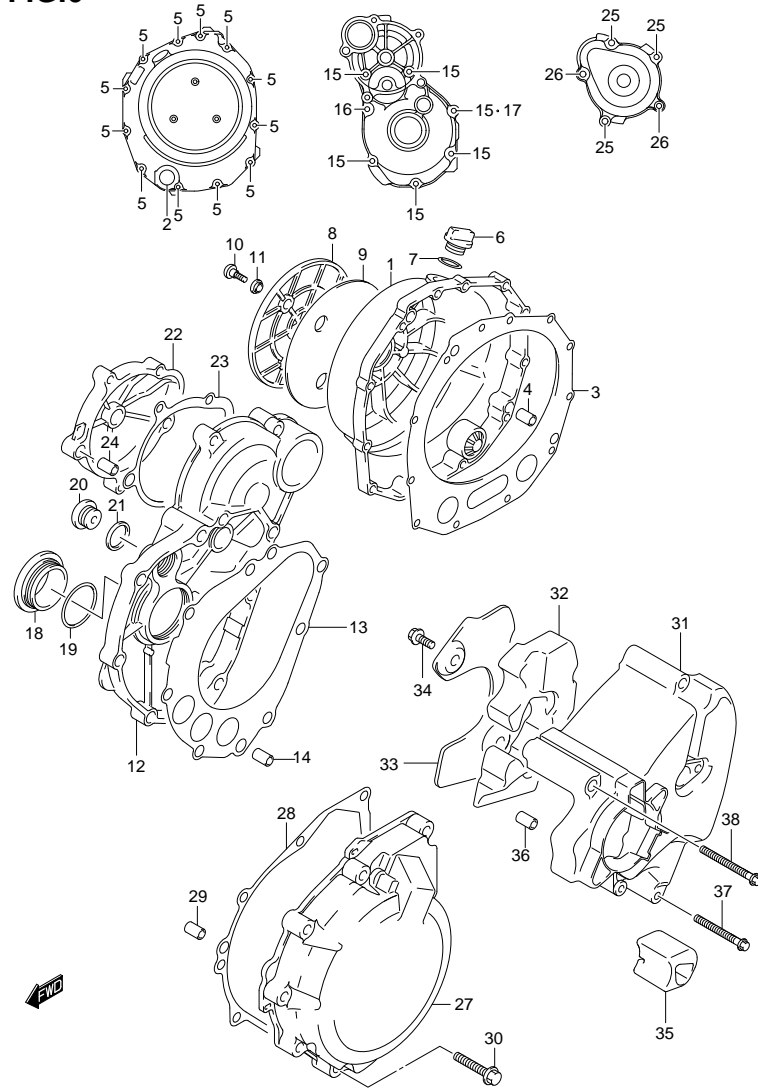


FIG.6



GSX1300RL1 E03 E28_006
CRANKCASE COVER

FIG.6 (1-B-10) CRANKCASE COVER

REF NO.	PART NO.	DESCRIPTION	QTY	REMARKS
27	11351-24F00	COVER, MAGNETO	1	
28	11483-24F00	GASKET, MAGNETO COVER	1	
29	04211-09149	PIN	2	
30	09103-06213	BOLT (6X30)	9	
31	11361-15H00	COVER, ENGINE SPROCKET	1	
32	11362-15H00	DAMPER, ENGINE SPROCKET COVER	1	
33	11363-15H00	PLATE, ENGINE SPROCKET COVER	1	
34	09103-06172	BOLT (6X12)	2	
35	11364-15H00	PROTECTOR, ENGINE SPRKT COVER	1	
36	04211-09149	PIN	2	
37	09103-06216	BOLT (6X55)	2	
38	09103-06239	BOLT (6X65)	2	

GSX1300RL1 E3/E28

FIG.7

FIG.7 (1-B-11) OIL PAN/OIL PUMP

REF NO.	PART NO.	DESCRIPTION	Q'TY	REMARKS
1	11511-24F10	PAN, OIL	1	
2	11489-24F01	GASKET, OIL PAN	1	
3	01547-0630A	BOLT	12	
4	01547-0640A	BOLT	2	
5	09168-06023	GASKET (5.8X13X1.2)	1	
6	09247-14036	PLUG	1	
7	09168-14002	GASKET (13.8X18.8X4.8)	1	
8	16520-24F00	STRAINER, ENGINE OIL	1	
9	01550-0620A	BOLT	2	
10	09280-19008	O RING (D:2.62.ID:20.3)	1	
11	16440-24F00	VALVE ASSY, OIL RELIEF	1	
12	09280-13004	O RING (D:1.9.ID:13)	1	
13	16400-24F01	PUMP ASSY, ENGINE OIL	1	
14	16491-24F00	O RING	1	
15	01547-0630A	BOLT	3	
16	16321-33E10	GEAR, OIL PUMP DRIVE (NT:34)	1	
17	16331-33E00	GEAR, OIL PUMP DRIVEN (NT:37)	1	
18	09181-12158	SHIM (12X20X0.5)	1	
19	09261-05006	PIN	1	
20	08331-3112A	CIRCLIP	1	
21	37820-33D10	SWITCH ASSY, OIL PRESSURE	1	
22	37822-33D00	BOLT	1	
23	09404-06429	CLAMP (L:45)	2	

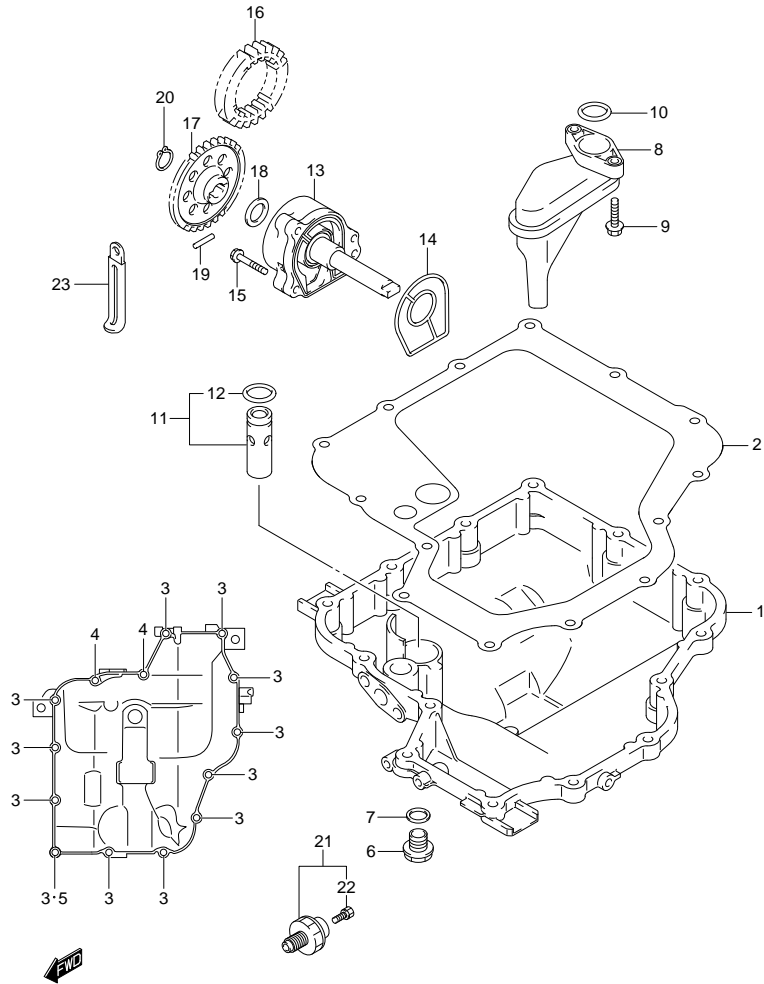


FIG.8

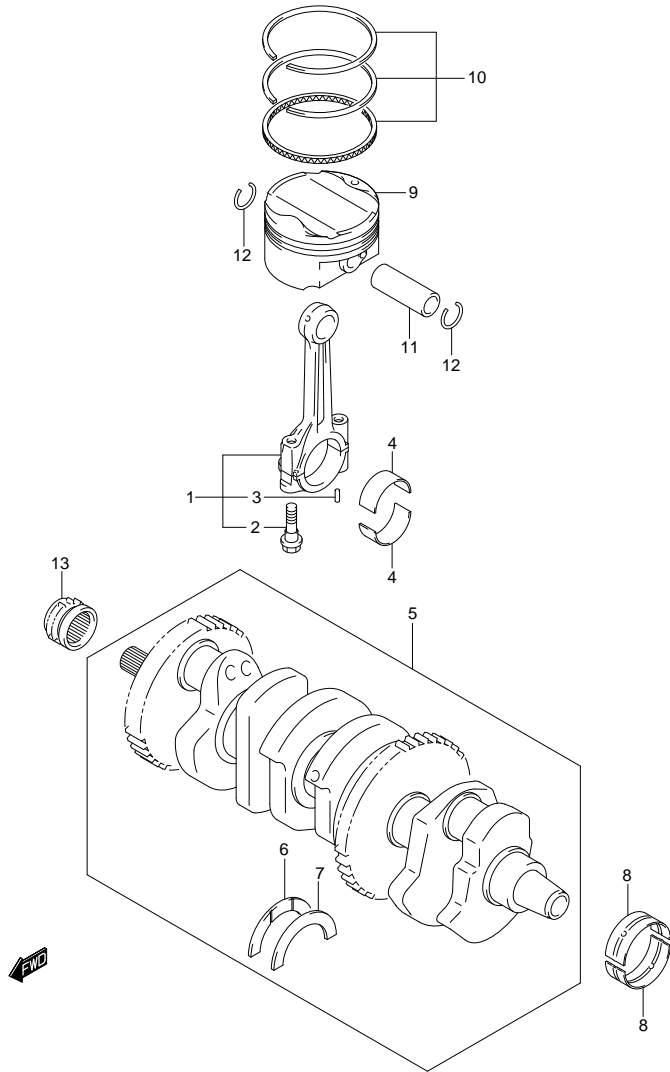


FIG.8 (1-B-12) CRANKSHAFT

REF NO.	PART NO.	DESCRIPTION	Q' TY	REMARKS
1	12160-15H00	ROD ASSY, CONNECTING	4	
2	12163-24F10	·BOLT	8	
3	04221-04089	·PIN, CONNROD	8	
4-1	12164-46E01-0A0	BEARING, CRANK PIN (GREEN)	8	
4-2	12164-46E01-0B0	BEARING, CRANK PIN (BLACK)	8	
4-3	12164-46E01-0C0	BEARING, CRANK PIN (BROWN)	8	
4-4	12164-46E01-0D0	BEARING, CRANK PIN (YELLOW)	8	
5	12000-15810	CRANKSHAFT SET	1	
6	12228-24F00-0D0	·BEARING, THRUST RH (GREEN)	1	
7-1	12228-24F00-0A0	·BEARING, THRUST LH (RED)	1	
7-2	12228-24F00-0B0	·BEARING, THRUST LH (BLACK)	1	
7-3	12228-24F00-0C0	·BEARING, THRUST LH (BLUE)	1	
7-4	12228-24F00-0D0	·BEARING, THRUST LH (GREEN)	1	
7-5	12228-24F00-0E0	·BEARING, THRUST LH (YELLOW)	1	
7-6	12228-24F00-0F0	·BEARING, THRUST LH (WHITE)	1	
8-1	12229-15H00-0A0	BEARING, CRANKSHAFT (GREEN)	10	
8-2	12229-15H00-0B0	BEARING, CRANKSHAFT (BLACK)	10	
8-3	12229-15H00-0C0	BEARING, CRANKSHAFT (BROWN)	10	
8-4	12229-15H00-0D0	BEARING, CRANKSHAFT (YELLOW)	10	
8-5	12229-15H00-0E0	BEARING, CRANKSHAFT (BLUE)	10	
9	12111-15H00-0F0	PISTON	4	
10	12140-15H00	RING SET, PISTON	4	
11	12151-07D00	PIN, PISTON	4	
12	09381-18003	CIRCLIP	8	
13	12731-24F10	SPROCKET, CAM CHAIN	1	

FIG.9

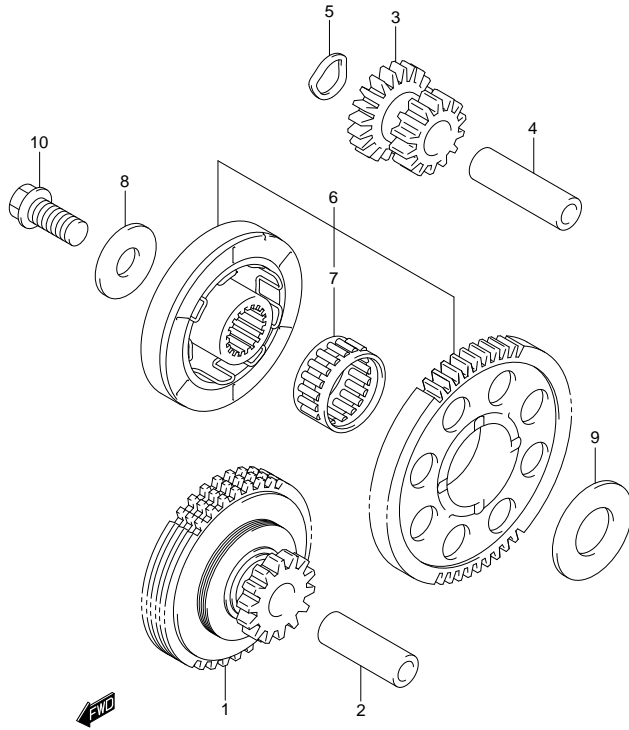


FIG.9 (1-B-13) STARTER CLUTCH

REF NO.	PART NO.	DESCRIPTION	QTY	REMARKS
1	12600-24F00	LIMITER ASSY, STARTER IDLE GEAR	1	
2	12615-24F00	PIN, STARTER IDLE GEAR NO.2	1	
3	12612-24F00	GEAR, STARTER IDLE NO.2 (NT:16/14)	1	
4	12151-05200	PIN	1	
5	09164-14008	WASHER	1	
6	12600-24861	CLUTCH, STARTER ONE WAY	1	
7	09263-28031	BEARING (28X34X16.8)	1	
8	08211-10285	WASHER	1	
9	08211-20403	WASHER	1	
10	09103-10189	BOLT (10X23)	1	

FIG.10

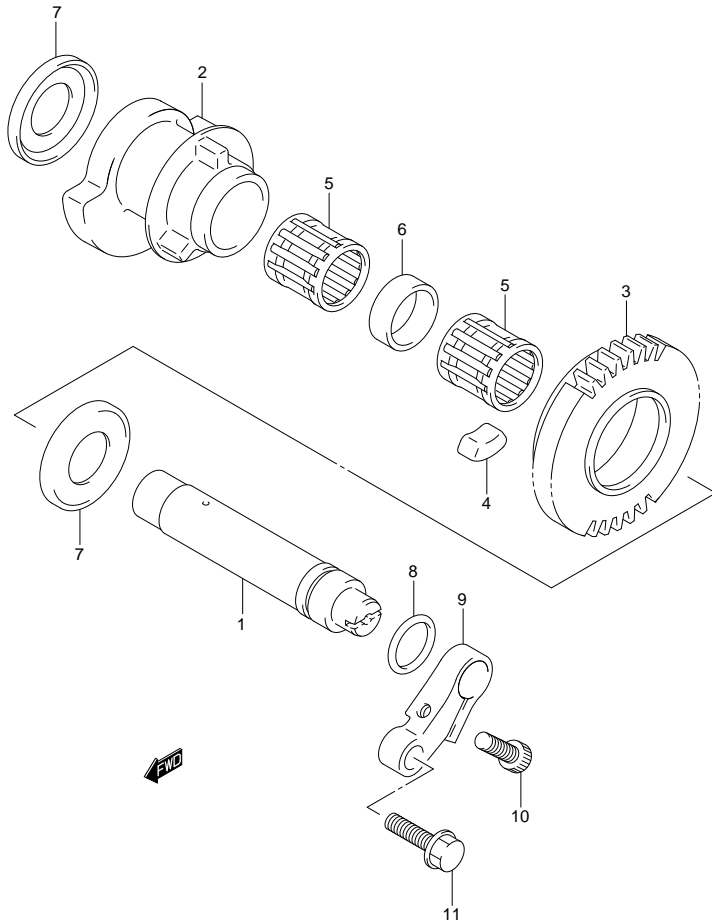


FIG.10 (1-B-14) CRANK BALANCER

REF NO.	PART NO.	DESCRIPTION	Q'TY	REMARKS
1	12650-24F01-0F0	SHAFT, CRANK BALANCER	1	
2	12654-24F00-0F0	BALANCER, CRANK	1	
3	12666-24F00	GEAR, CRANK BALANCER	1	
4	12686-24F00	DAMPER, BALANCER GEAR	6	
5	09263-19015	BEARING (19X26X25.2)	2	
6	09180-19014	SPACER (19X26X8.6)	1	
7	09169-21001	WASHER	2	
8	09280-17007	O RING, (D:1.9,ID:16.8)	1	LH
9	12681-26D01	ARM, BALANCER SHAFT	1	
10	07130-0620A	BOLT	1	
11	09103-06286	BOLT (6X20)	1	

FIG.11

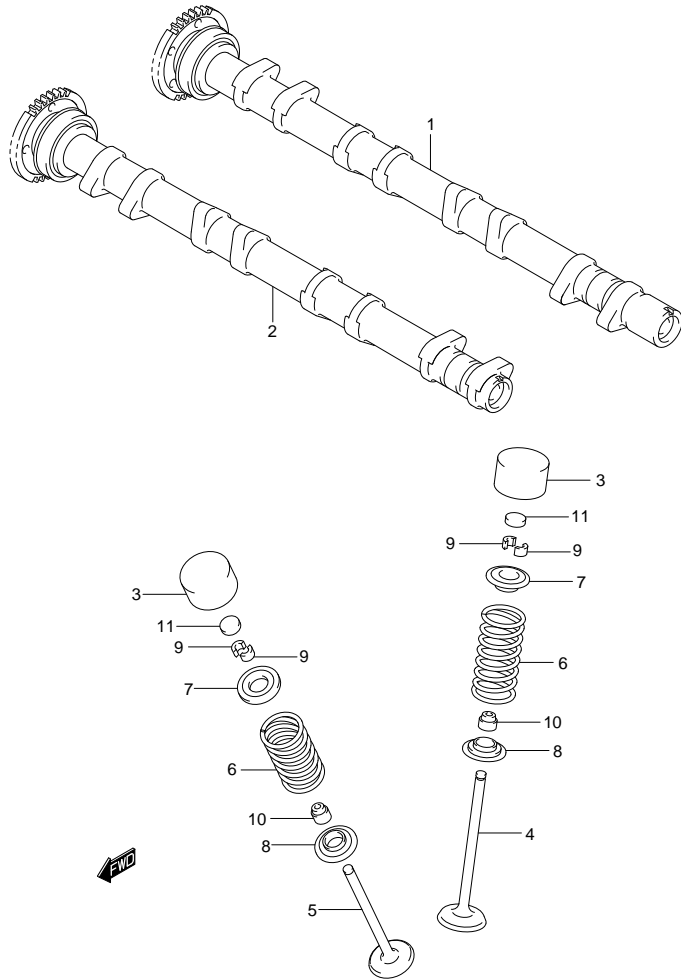


FIG.11 (1-B-15) CAMSHAFT/VALVE

REF NO.	PART NO.	DESCRIPTION	Q' TY	REMARKS
1	12710-15H00	CAMSHAFT, INTAKE	1	
2	12720-15H00	CAMSHAFT, EXHAUST	1	
3	12891-02F00	TAPPET	16	
4	12911-15H00	VALVE, INTAKE	8	
5	12912-15H00	VALVE, EXHAUST	8	
6	12921-15H00	SPRING, VALVE	16	
7	12931-02F10	RETAINER, VALVE SPRING	16	
8	12933-38400	SEAT, VALVE SPRING	16	
9	12932-24F00	COTTER, VALVE	32	
10	09289-05011	OIL SEAL (5X10X9.7)	16	
11-1	12892-41C00-230	SHIM, TAPPET (T:2.30)	16	
11-2	12892-41C00-232	SHIM, TAPPET (T:2.32)	16	
11-3	12892-41C00-235	SHIM, TAPPET (T:2.35)	16	
11-4	12892-41C00-238	SHIM, TAPPET (T:2.38)	16	
11-5	12892-41C00-240	SHIM, TAPPET (T:2.40)	16	
11-6	12892-41C00-242	SHIM, TAPPET (T:2.42)	16	
11-7	12892-41C00-245	SHIM, TAPPET (T:2.45)	16	
11-8	12892-41C00-248	SHIM, TAPPET (T:2.48)	16	
11-9	12892-41C00-250	SHIM, TAPPET (T:2.50)	16	
11-10	12892-41C00-252	SHIM, TAPPET (T:2.52)	16	
11-11	12892-41C00-255	SHIM, TAPPET (T:2.55)	16	
11-12	12892-41C00-258	SHIM, TAPPET (T:2.58)	16	
11-13	12892-41C00-260	SHIM, TAPPET (T:2.60)	16	
11-14	12892-41C00-262	SHIM, TAPPET (T:2.62)	16	
11-15	12892-41C00-265	SHIM, TAPPET (T:2.65)	16	
11-16	12892-41C00-268	SHIM, TAPPET (T:2.68)	16	
11-17	12892-41C00-270	SHIM, TAPPET (T:2.70)	16	

FIG.11

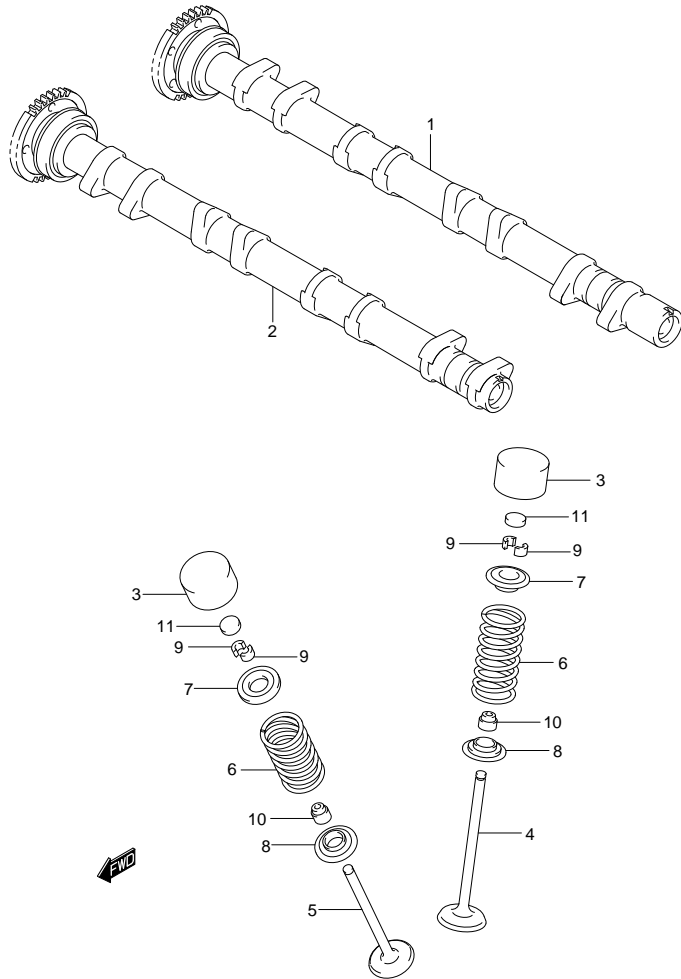
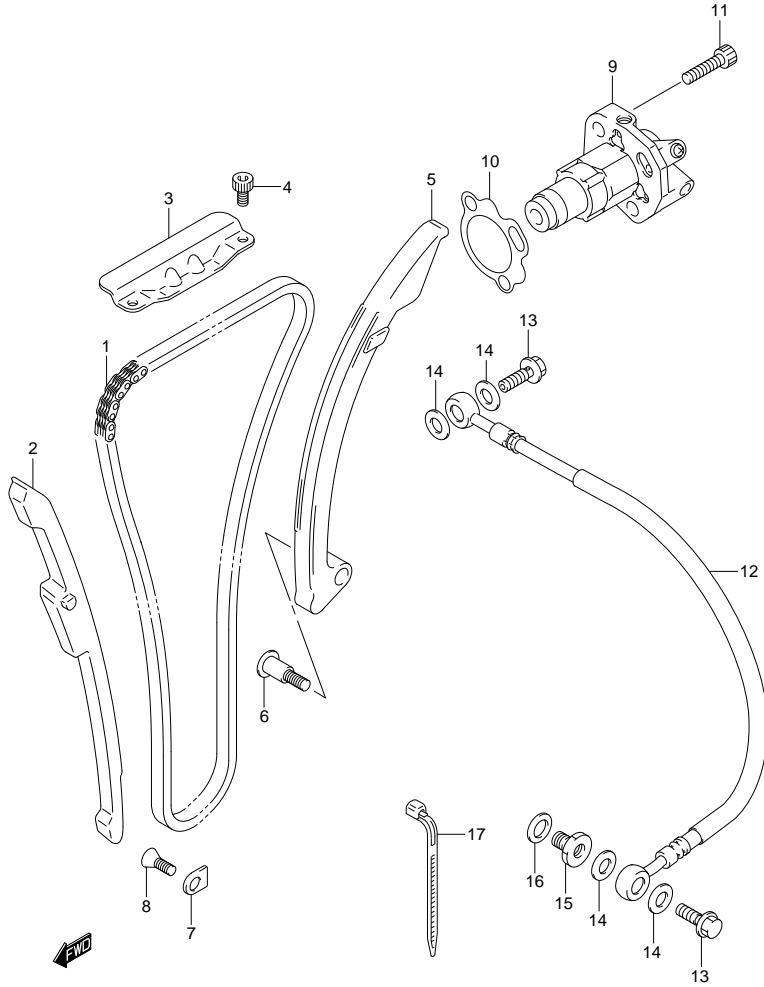


FIG.11 (1-C-2) CAMSHAFT/VALVE

REF NO.	PART NO.	DESCRIPTION	Q'TY	REMARKS
11-18	12892-41C00-272	SHIM, TAPPET (T:2.72)	16	
11-19	12892-41C00-275	SHIM, TAPPET (T:2.75)	16	
11-20	12892-41C00-278	SHIM, TAPPET (T:2.78)	16	
11-21	12892-41C00-280	SHIM, TAPPET (T:2.80)	16	
11-22	12892-41C00-282	SHIM, TAPPET (T:2.82)	16	
11-23	12892-41C00-285	SHIM, TAPPET (T:2.85)	16	
11-24	12892-41C00-288	SHIM, TAPPET (T:2.88)	16	
11-25	12892-41C00-290	SHIM, TAPPET (T:2.90)	16	
11-26	12892-41C00-292	SHIM, TAPPET (T:2.92)	16	
11-27	12892-41C00-295	SHIM, TAPPET (T:2.95)	16	
11-28	12892-41C00-298	SHIM, TAPPET (T:2.98)	16	
11-29	12892-41C00-300	SHIM, TAPPET (T:3.00)	16	
11-30	12892-41C00-302	SHIM, TAPPET (T:3.02)	16	
11-31	12892-41C00-305	SHIM, TAPPET (T:3.05)	16	
11-32	12892-41C00-308	SHIM, TAPPET (T:3.08)	16	
11-33	12892-41C00-310	SHIM, TAPPET (T:3.10)	16	
11-34	12892-41C00-312	SHIM, TAPPET (T:3.12)	16	
11-35	12892-41C00-315	SHIM, TAPPET (T:3.15)	16	
11-36	12892-41C00-318	SHIM, TAPPET (T:3.18)	16	
11-37	12892-41C00-320	SHIM, TAPPET (T:3.20)	16	
11-38	12892-41C00-322	SHIM, TAPPET (T:3.22)	16	
11-39	12892-41C00-325	SHIM, TAPPET (T:3.25)	16	
11-40	12892-41C00-328	SHIM, TAPPET (T:3.28)	16	
11-41	12892-41C00-330	SHIM, TAPPET (T:3.30)	16	
11-42	12892-41C00-332	SHIM, TAPPET (T:3.32)	16	
11-43	12892-41C00-335	SHIM, TAPPET (T:3.35)	16	
11-44	12892-41C00-338	SHIM, TAPPET (T:3.38)	16	
11-45	12892-41C00-340	SHIM, TAPPET (T:3.40)	16	
11-46	12892-41C00-342	SHIM, TAPPET (T:3.42)	16	
11-47	12892-41C00-345	SHIM, TAPPET (T:3.45)	16	
11-48	12892-41C00-348	SHIM, TAPPET (T:3.48)	16	
11-49	12892-41C00-350	SHIM, TAPPET (T:3.50)	16	
12	12800-41810	SHIM SET, TAPPET	1	OPT
13	99000-69471	·CASE, TAPPET SHIM	1	NOT ILLUSTRATED OPT NOT ILLUSTRATED

FIG.12



GSX1300RL1 E03 E28_012
CAM CHAIN

FIG.12 (1-C-3) CAM CHAIN

REF NO.	PART NO.	DESCRIPTION	Q'TY	REMARKS
1	12760-24F01	CHAIN, CAM SHAFT DRIVE (128LE)	1	
2	12771-15H00	GUIDE, CAM CHAIN NO.1	1	
3	12782-24F01	GUIDE, CAM CHAIN NO.2	1	
4	07130-0612A	SCREW	2	
5	12811-15H00	TENSIONER, CAM CHAIN	1	
6	12812-31G00	BOLT	1	
7	12773-24F00	RETAINER, CAM CHAIN GUIDE NO.1	1	
8	02122-0612A	SCREW	1	
9	12830-15H00	ADJUSTER SET, TENSIONER	1	
10	12837-02H00	GASKET, TNSN ADJUSTER	1	
11	07130-0625A	BOLT	2	
12	12835-15H00	HOSE, CAM CHAIN TENSIONER	1	
13	12838-15H00	BOLT	2	
14	09168-08034	GASKET (7.8X13.5X1.2)	4	
15	12839-15H00	PLUG	1	
16	09168-14002	GASKET (13.8X18.8X4.8)	1	
17	09407-18402	CLAMP (L:165)	1	

GSX1300RL1 E3/E28

FIG.13

FIG.13 (1-C-4) THROTTLE BODY (GSX1300RL1 E28)

REF NO.	PART NO.	DESCRIPTION	Q'TY	REMARKS
1	13406-15H00	THROTTLE BODY	1	
2	13269-18G00	·SCREW, AIR ADJUST	4	
3	13271-43E00	·SPRING, AIR SCREW	4	
4	13291-26E00	·WASHER	4	
5	13295-26E00	·O RING	4	
6	13580-18G00	·SENSOR ASSY, MAIN	1	
7	13575-40F00	·O RING	1	
8	13605-40F00	·SCREW	1	
9	18117-15H11	·VALVE ASSY, ISC	1	
10	18119-05H00	·O RING	1	
11	13428-15H00	·PLATE, STAY	1	
12	13605-15H00	·SCREW	2	
13	13580-40F30	SENSOR ASSY, THROTTLE NO.2	1	
14	13575-40F00	O RING	1	
15	13605-40F00	SCREW	1	
16	13565-15H00	PLATE, STAY	1	
17	13601-21H00	SCREW	2	

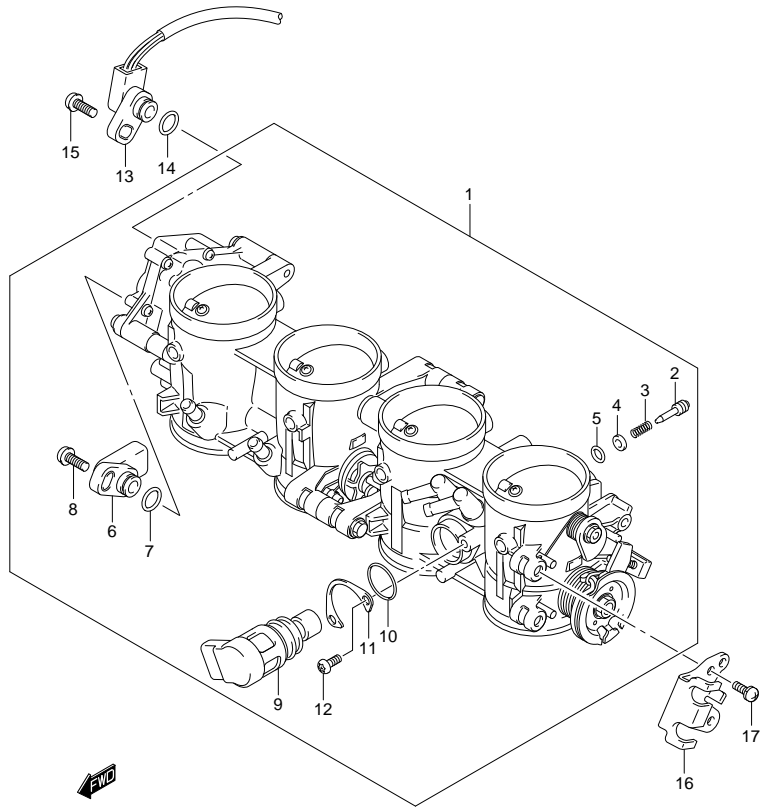


FIG.14

FIG.14 (1-C-5) THROTTLE BODY (GSX1300RL1 E3)

REF NO.	PART NO.	DESCRIPTION	Q'TY	REMARKS
1	13406-15H00	THROTTLE BODY	1	
2	13269-18G00	·SCREW, AIR ADJUST	4	
3	13271-43E00	·SPRING, AIR SCREW	4	
4	13291-26E00	·WASHER	4	
5	13295-26E00	·O RING	4	
6	13580-18G00	·SENSOR ASSY, MAIN	1	
7	13575-40F00	·O RING	1	
8	13605-40F00	·SCREW	1	
9	18117-15H11	·VALVE ASSY, ISC	1	
10	18119-05H00	·O RING	1	
11	13428-15H00	·PLATE, STAY	1	
12	13605-15H00	·SCREW	2	
13	13580-40F30	SENSOR ASSY, THROTTLE NO.2	1	
14	13575-40F00	O RING	1	
15	13605-40F00	SCREW	1	
16	13565-15H00	PLATE, STAY	1	
17	13601-21H00	SCREW	2	

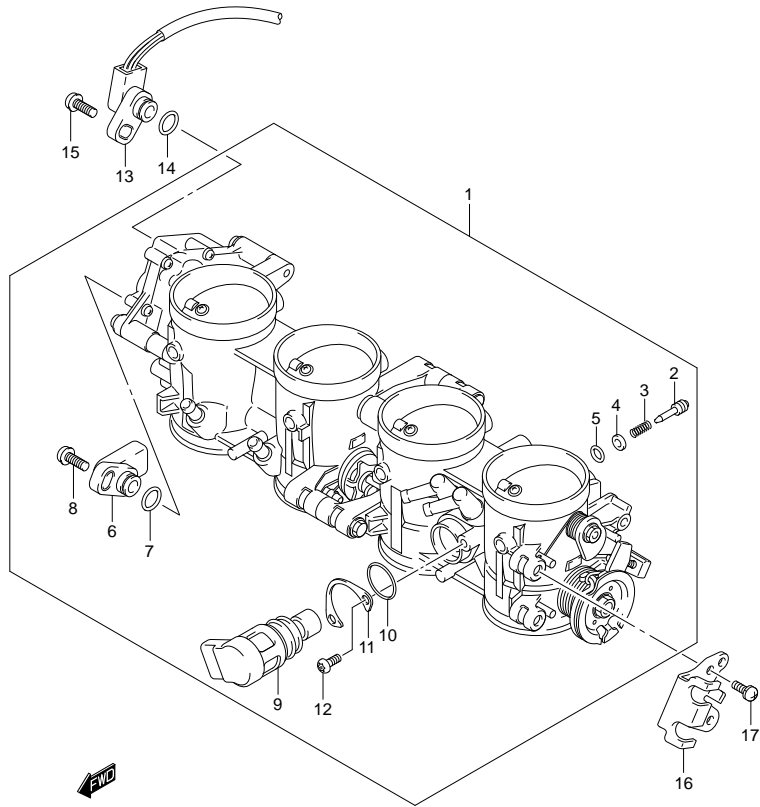


FIG.15

FIG.15 (1-C-6) THROTTLE BODY (GSX1300RL1 E33)

REF NO.	PART NO.	DESCRIPTION	Q'TY	REMARKS
1	13406-15H10	THROTTLE BODY	1	
2	13269-18G00	·SCREW, AIR ADJUST	4	
3	13271-43E00	·SPRING, AIR SCREW	4	
4	13291-26E00	·WASHER	4	
5	13295-26E00	·O RING	4	
6	13580-18G00	·SENSOR ASSY, MAIN	1	
7	13575-40F00	·O RING	1	
8	13605-40F00	·SCREW	1	
9	18117-15H11	·VALVE ASSY, ISC	1	
10	18119-05H00	·O RING	1	
11	13428-15H00	·PLATE, STAY	1	
12	13605-15H00	·SCREW	2	
13	13580-40F30	SENSOR ASSY, THROTTLE NO.2	1	
14	13575-40F00	O RING	1	
15	13605-40F00	SCREW	1	
16	13565-15H00	PLATE, STAY	1	
17	13601-21H00	SCREW	2	

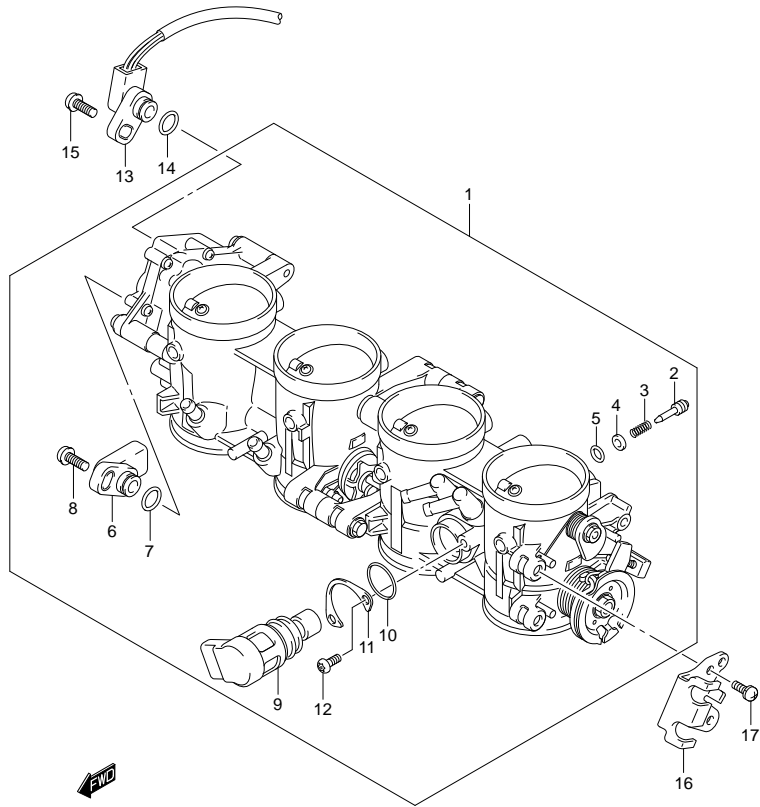


FIG.16

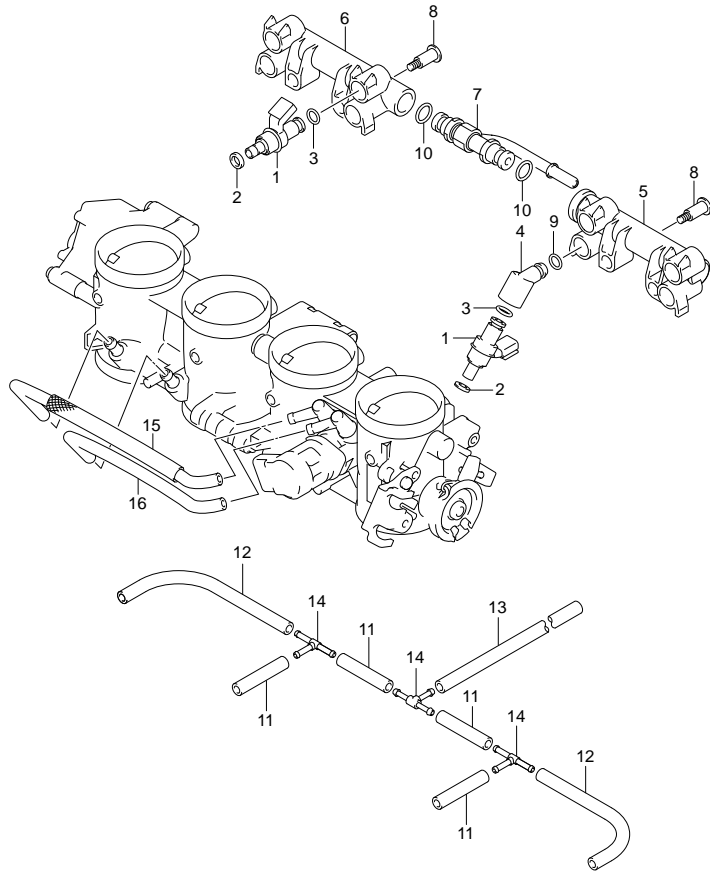


FIG.16 (1-C-7) THROTTLE BODY HOSE/JOINT (GSX1300RL1 E28)

REF. NO.	PART NO.	DESCRIPTION	Q' TY	REMARKS
1	15710-21H00	INJECTOR ASSY	8	
2	15722-21H00	O RING	8	
3	15721-21H00	O RING	8	
4	13473-21H00	PIPE, FUEL	4	
5	13474-21H00	PIPE, FUEL	1	
6	13474-21H10	PIPE, FUEL	1	
7	13473-15H00	PIPE, FUEL	1	
8	13601-35F00	SCREW	4	
9	15721-24F00	O RING	4	
10	15721-10G00	O RING	2	
11	13697-24F00	HOSE, RUBBER (L:35)	4	
12	13697-24F20	HOSE, RUBBER (L:100)	2	
13	13697-35F00	HOSE, RUBBER (L:170)	1	
14	13471-24F30	T JOINT	3	
15	13680-21H10	TUBE	1	
16	13698-21H00	TUBE	1	



FIG.17

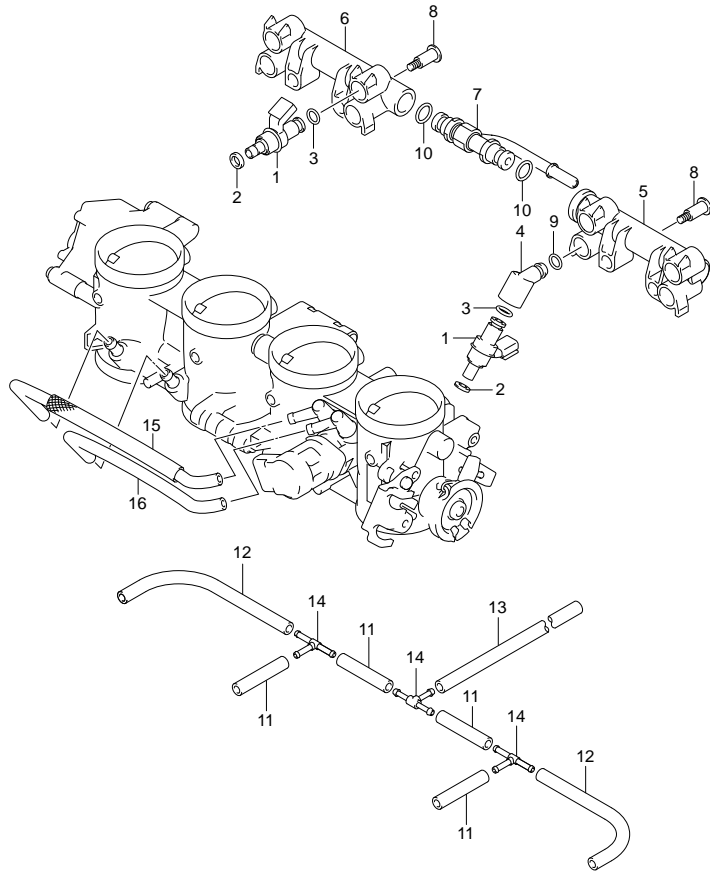


FIG.17 (1-C-8) THROTTLE BODY HOSE/JOINT (GSX1300RL1 E3)

REF NO.	PART NO.	DESCRIPTION	Q' TY	REMARKS
1	15710-21H00	INJECTOR ASSY	8	
2	15722-21H00	O RING	8	
3	15721-21H00	O RING	8	
4	13473-21H00	PIPE, FUEL	4	
5	13474-21H00	PIPE, FUEL	1	
6	13474-21H10	PIPE, FUEL	1	
7	13473-15H00	PIPE, FUEL	1	
8	13601-35F00	SCREW	4	
9	15721-24F00	O RING	4	
10	15721-10G00	O RING	2	
11	13697-24F00	HOSE, RUBBER (L:35)	4	
12	13697-24F20	HOSE, RUBBER (L:100)	2	
13	13697-35F00	HOSE, RUBBER (L:170)	1	
14	13471-24F30	T JOINT	3	
15	13680-21H10	TUBE	1	
16	13698-21H00	TUBE	1	



FIG.18

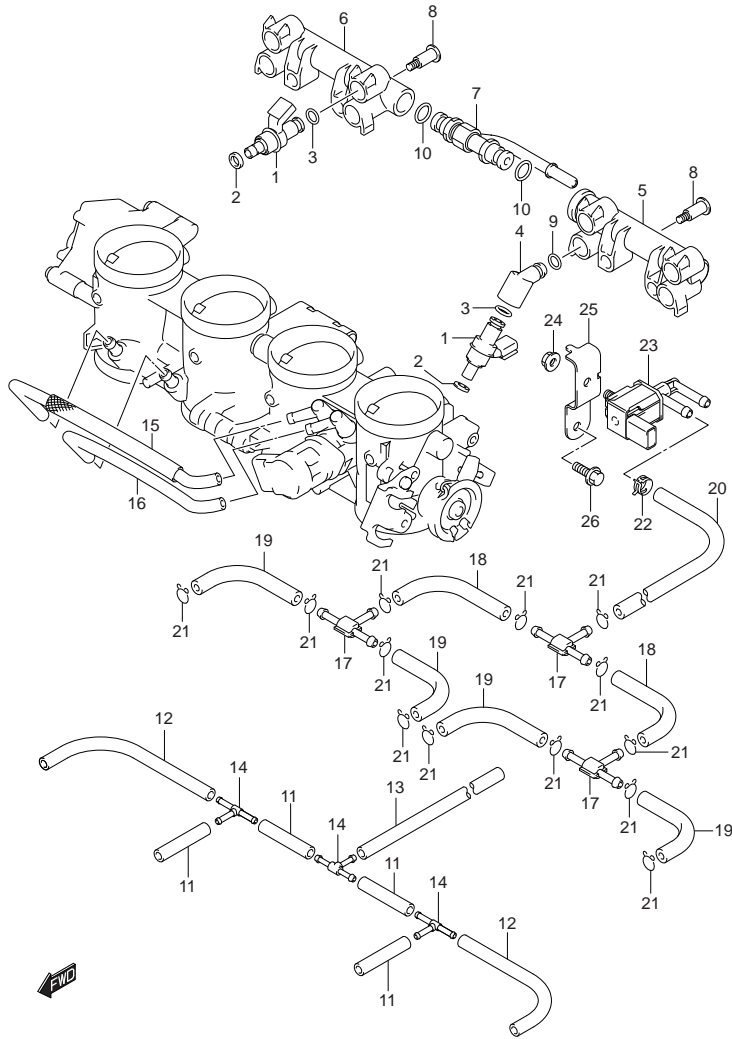


FIG.18 (1-C-9) THROTTLE BODY HOSE/JOINT (GSX1300RL1 E33)

REF NO.	PART NO.	DESCRIPTION	Q'TY	REMARKS
1	15710-21H00	INJECTOR ASSY	8	
2	15722-21H00	O RING	8	
3	15721-21H00	O RING	8	
4	13473-21H00	PIPE, FUEL	4	
5	13474-21H00	PIPE, FUEL	1	
6	13474-21H10	PIPE, FUEL	1	
7	13473-15H00	PIPE, FUEL	1	
8	13601-35F00	SCREW	4	
9	15721-24F00	O RING	4	
10	15721-10G00	O RING	2	
11	13697-24F00	HOSE, RUBBER (L:35)	4	
12	13697-24F20	HOSE, RUBBER (L:100)	2	
13	13697-35F00	HOSE, RUBBER (L:170)	1	
14	13471-24F30	T JOINT	3	
15	13680-21H10	TUBE	1	
16	13698-21H00	TUBE	1	
17	13685-36E50	T JOINT	3	
18	13683-21H20	HOSE	2	
19	13683-21H10	HOSE	4	
20	13683-15H00	HOSE	1	
21	13693-24F00	CLIP	13	
22	09401-10411	CLIP	1	
23	18117-52G10	VALVE, CANISETER PURGE	1	
24	08316-1006B	NUT	1	
25	13165-15H00	BRACKET	1	
26	01550-0610A	BOLT	1	

FIG.19

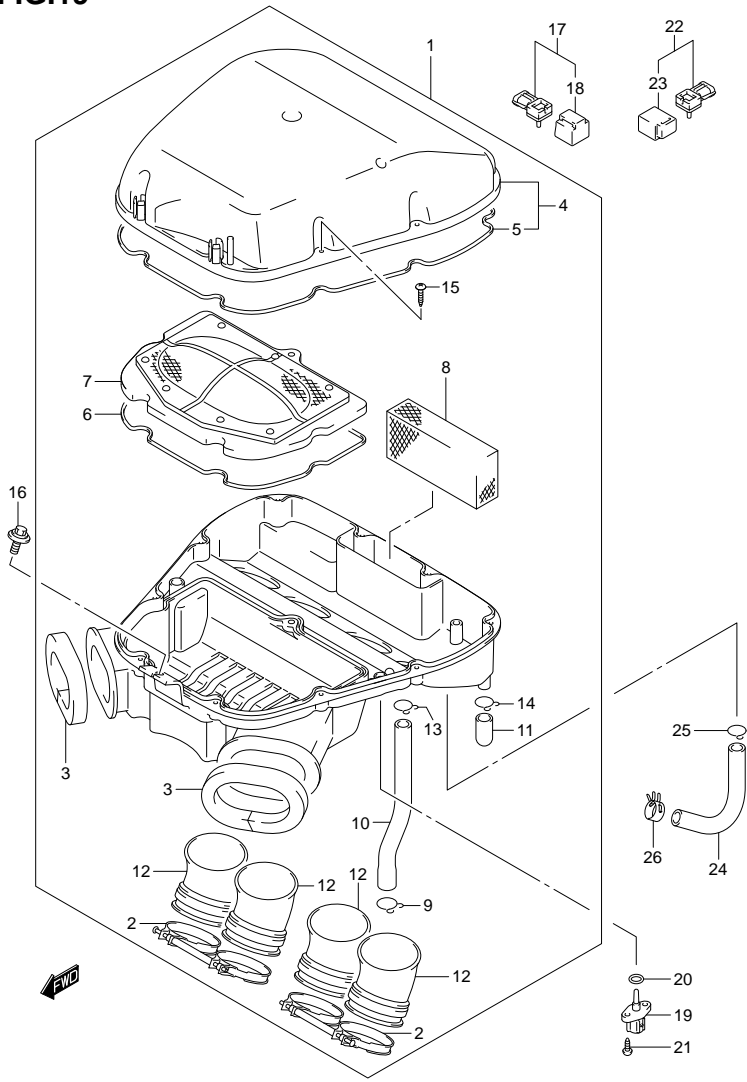


FIG.19 (1-C-10) AIR CLEANER

REF NO.	PART NO.	DESCRIPTION	Q'TY	REMARKS
1	13700-15H00	CLEANER ASSY, AIR	1	
2	13170-15H10	·CLAMP	2	
3	13736-15H00	·CUSHION, DUCT	2	
4	13740-15H00	·CAP, AIR CLEANER	1	
5	13746-15H00	··GASKET, CAP	1	
6	13756-15H00	·GASKET, CASE	1	
7	13780-15H00	·FILTER ASSY	1	
8	13788-15H00	·FILTER, BREATHER	1	
9	09401-16401	·CLIP	1	
10	13853-15H00	·TUBE, BREATHER	1	
11	13859-41B10	·PLUG	1	
12	13882-41G00	·TUBE, OUTLET	4	
13	09401-14301	·CLIP	1	
14	09401-14301	·CLIP	1	
15	03541-0525B	·SCREW	11	
16	09116-06130	BOLT (6X16)	1	
17	15630-29G20	SENSOR, BOOST	1	
18	15625-29G10	·COVER	1	
19	13650-14G11	SENSOR, AIR TEMPERATURE	1	
20	13655-14G10	·O RING	1	
21	03511-0516A	SCREW	2	
22	15630-29G10	SENSOR, AIR PRESSURE	1	
23	15625-29G00	·COVER	1	
24	13697-15H00	HOSE, ISC VALVE	1	
25	09401-15101	CLIP	1	
26	09401-16403	CLIP	1	

FIG.20

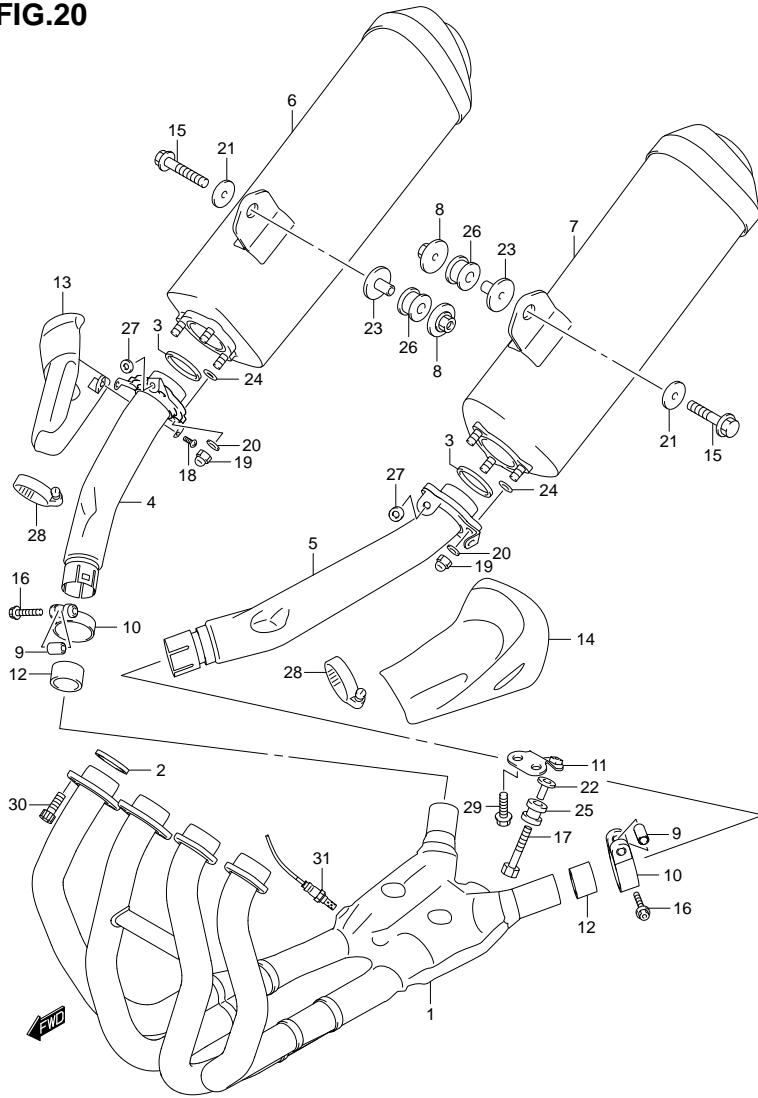


FIG.20 (1-C-11) MUFFLER

REF NO.	PART NO.	DESCRIPTION	Q' TY	REMARKS
1	14100-15H00	PIPE, EXHAUST	1	
2	14181-22D01	GASKET	4	
3	14181-33E00	GASKET, JOINT	2	
4	14230-15H00	PIPE, JOINT RH	1	
5	14240-15H00	PIPE, JOINT LH	1	
6	14310-15H02-H01	BODY, MUFFLER RH	1	
7	14340-15H02-H01	BODY, MUFFLER LH	1	
8	14414-15H00	NUT	2	
9	14458-45G10	SPACER	2	
10	14459-15H00	CLAMP	2	
11	14770-15H00	BRACKET	1	
12	14771-15H00	CONNECTOR	2	
13	14780-15H00	COVER, FRONT RH	1	
14	14790-15H00	COVER, FRONT LH	1	
15	09103-08358	BOLT (8X45)	2	
16	09103-08392	BOLT (8X40)	2	
17	09118-08152-A05	BOLT (8X45)	1	
18	09139-06027	SCREW (6X12)	2	
19	09159-08116	NUT	6	
20	09160-08059	WASHER (8.5X18X1.6)	6	
21	09160-08142	WASHER (8.5X28X1.5)	2	
22	09180-08152	SPACER (8.6X12X24.2)	1	
23	09180-08216	SPACER (8.6X12X25)	2	
24	09280-08012	O RING (D:1.9,ID:7.8)	6	
25	09320-12048	CUSHION	1	
26	09320-12049	CUSHION	2	
27	09321-10018	CUSHION	4	
28	09402-70503	CLAMP	2	
29	01550-0820A	BOLT	2	
30	07130-0825A	BOLT	8	
31	18213-15H01	SENSOR, OXYGEN	1	

FIG.21

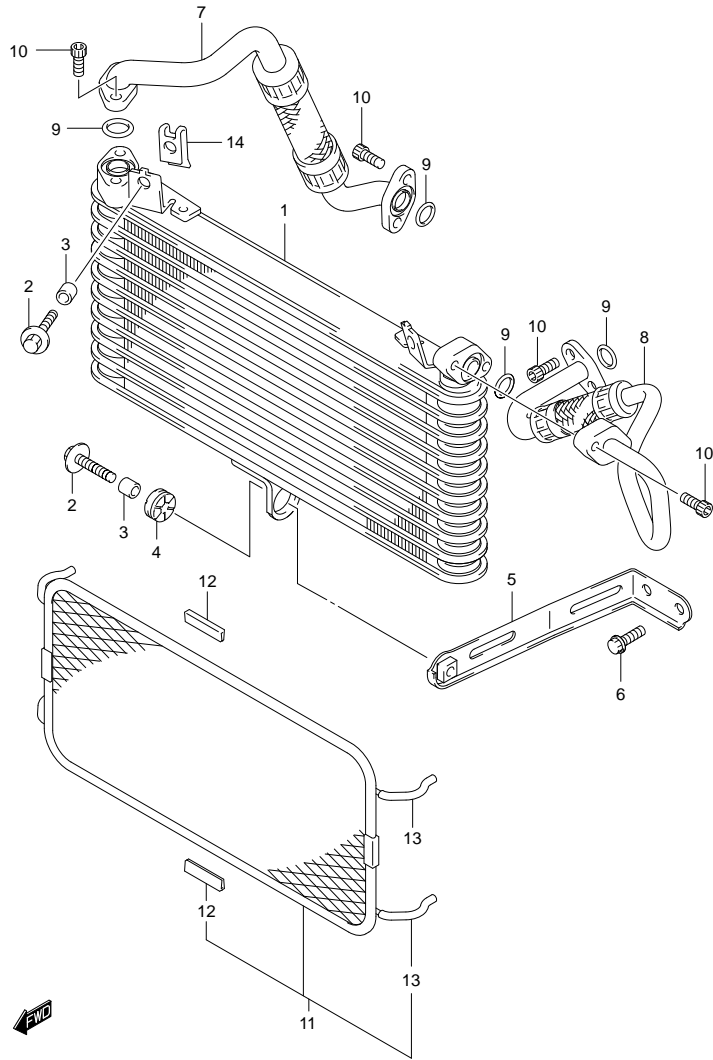


FIG.21 (1-C-12) OIL COOLER

REF NO.	PART NO.	DESCRIPTION	Q' TY	REMARKS
1	16600-15H10	COOLER ASSY, OIL	1	
2	09118-06097	BOLT (6X25)	3	
3	09180-06290	SPACER (6.5X10X12)	3	
4	09320-10051	CUSHION	1	
5	16640-24F00	BRACKET, OIL COOLER	1	
6	01550-0612A	BOLT	2	
7	16460-15H00	HOSE, OIL COOLER RH	1	
8	16470-15H00	HOSE, OIL COOLER LH	1	
9	09280-15015	O RING (D:2.4,ID:16.0)	4	
10	09106-06073	BOLT (6X16)	8	
11	16650-15H00	GUARD, OIL COOLER	1	
12	17765-09F00	·PROTECTOR, CTR	2	
13	09352-30503-600	·HOSE (3X5X600)	4	L:600->40
14	17802-14F00	NUT	2	

FIG.22

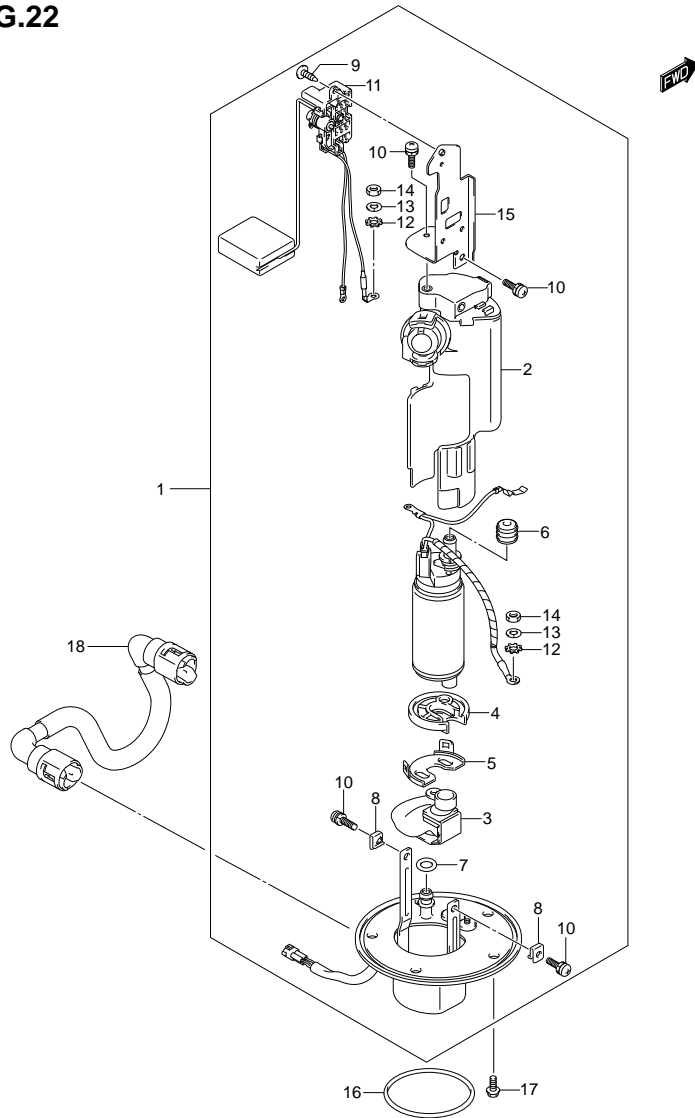


FIG.22 (1-C-13) FUEL PUMP

REF NO.	PART NO.	DESCRIPTION	QTY	REMARKS
1	15100-15H00	PUMP ASSY, FUEL	1	
2	15410-41G00	·FILTER ASSY, FUEL	1	
3	15420-44G00	·STRAINER, FUEL PUMP	1	
4	15111-35F00	·CUSHION, FUEL PUMP	1	
5	15112-42F00	·HOLDER, FUEL PUMP	1	
6	15114-35F00	·BUSH, FUEL PUMP	1	
7	15113-35F00	·O RING	1	
8	15115-35F00	·NUT	2	
9	15116-06G10	·SCREW	1	
10	15116-35F10	·SCREW	4	
11	34810-15H00	·GAUGE ASSY, FUEL LEVEL	1	
12	15171-35F00	·WASHER	2	
13	15172-35F00	·SPRING WASHER	2	
14	15173-35F00	·NUT	2	
15	15181-15H00	·BRACKET, FUEL GAUGE	1	
16	15201-35F00	O RING	1	
17	07120-0612A	BOLT	5	
18	15810-15H01	HOSE, FUEL	1	

FIG.23

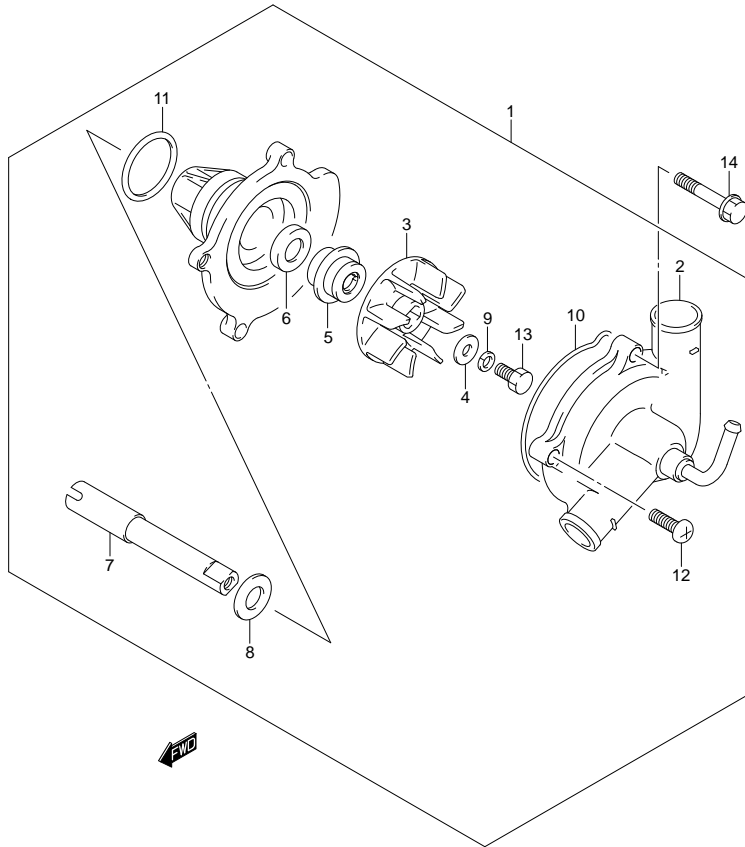


FIG.23 (1-C-14) WATER PUMP

REF NO.	PART NO.	DESCRIPTION	QTY	REMARKS
1	17400-24F10	PUMP ASSY, WATER	1	
2	17411-24F00	·CASE	1	
3	17491-17E01	·IMPELLER	1	
4	09168-06025	·GASKET (6X15X2.2)	1	
5	17470-02F10	·SEAL, MECHANICAL	1	
6	17461-48G00	·OIL SEAL	1	
7	17511-24F10	·SHAFT	1	
8	17432-07G00	·WASHER	1	
9	09164-06006	·WASHER	1	
10	17418-33400	·O RING	1	
11	17435-33400	·O RING	1	
12	02112-0616A	·SCREW	2	
13	09100-06099	·BOLT (6X13)	1	
14	01547-0635A	BOLT	2	

FIG.24

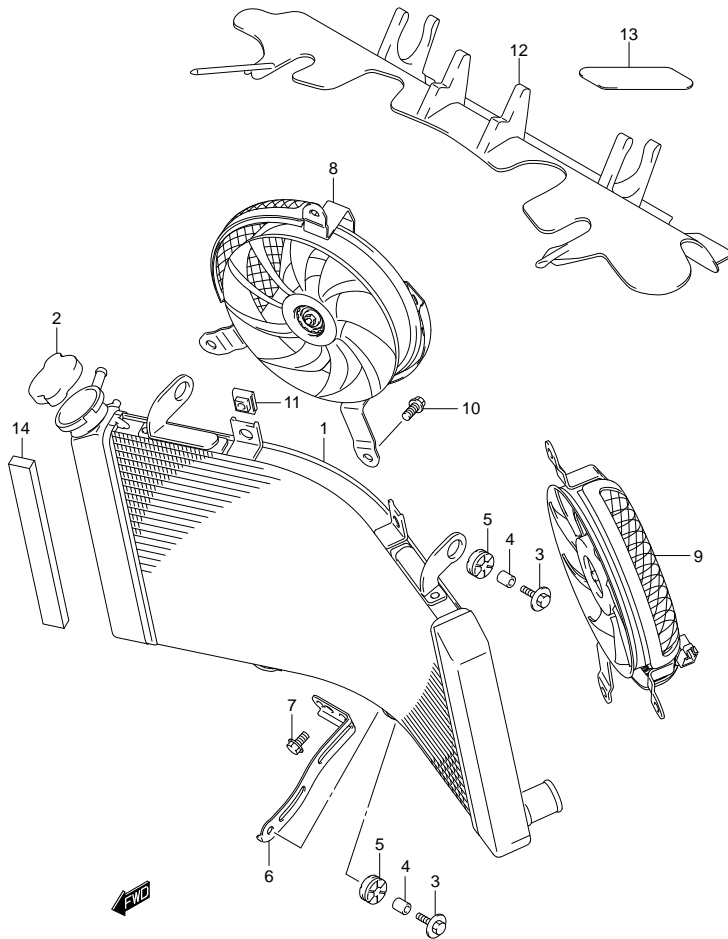


FIG.24 (1-C-15) RADIATOR

REF NO.	PART NO.	DESCRIPTION	Q' TY	REMARKS
1	17710-15H00	RADIATOR ASSY, WATER	1	
2	17730-12C20	CAP	1	
3	09118-06097	BOLT (6X25)	3	
4	09180-06290	SPACER (6.5X10X12)	3	
5	09320-10051	CUSHION	5	
6	17750-24F00	BRACKET, RADIATOR LOWER	1	
7	01550-0612A	BOLT	2	
8	17810-15H00	FAN ASSY, RADIATOR RH	1	
9	17820-15H00	FAN ASSY, RADIATOR LH	1	
10	17711-40F00	BOLT	6	
11	17712-40F00	NUT	4	
12	17771-15H00	SHIELD, HEAT	1	
13	63131-10F00	TAPE, HEAT SHIELD	2	
14	94476-17H00	CUSHION, RESERVOIR TANK	1	

FIG.25

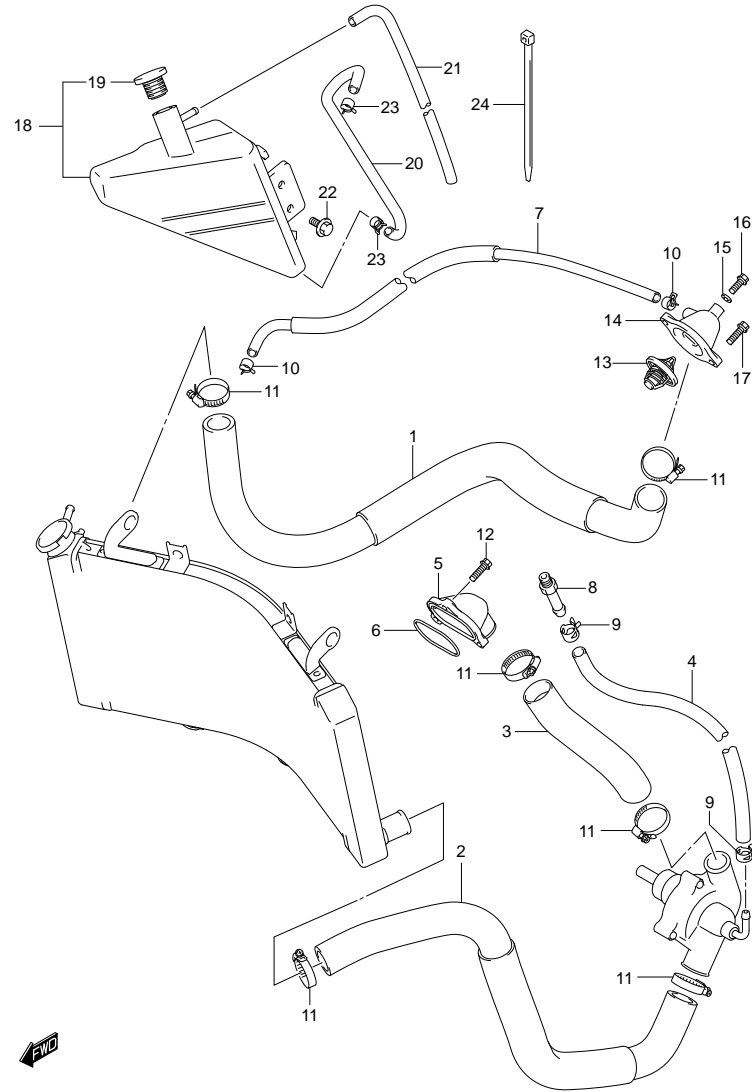


FIG.25 (1-D-2) RADIATOR HOSE

REF NO.	PART NO.	DESCRIPTION	Q'TY	REMARKS
1	17851-15H00	HOSE, RADIATOR INLET	1	
2	17852-15H00	HOSE, RADIATOR OUTLET	1	
3	17853-24F00	HOSE, CYLINDER INLET	1	
4	17854-24F00	HOSE, WATER BYPASS	1	
5	17861-33E20	CONNECTOR	1	
6	17863-33E00	O-RING	1	
7	17855-15H00	HOSE, WATER AIR BLEED	1	
8	09362-09011	UNION, BYPASS	1	
9	09401-12409	CLIP	2	
10	09401-10409	CLIP	2	
11	09402-38512	CLAMP	6	
12	01547-0620A	BOLT	3	
13	17670-15H00	THERMOSTAT, WATER	1	
14	17661-35F00	COVER, THERMOSTAT	1	
15	09168-06026	GASKET (6.4X11.5X0.8)	1	
16	17568-50F00	BOLT	1	
17	01547-0620A	BOLT	2	
18	17910-15H00	TANK ASSY, RESERVOIR	1	
19	17931-02FA0	·CAP	1	
20	17981-15H00	HOSE, RESERVER TANK INLET	1	
21	17982-22H00	HOSE, RESERVER TANK OVERFLOW	1	
22	09111-06085	BOLT (6X12)	1	
23	09401-08411	CLIP	2	
24	09407-14407	CLAMP (L:145)	1	



FIG.26

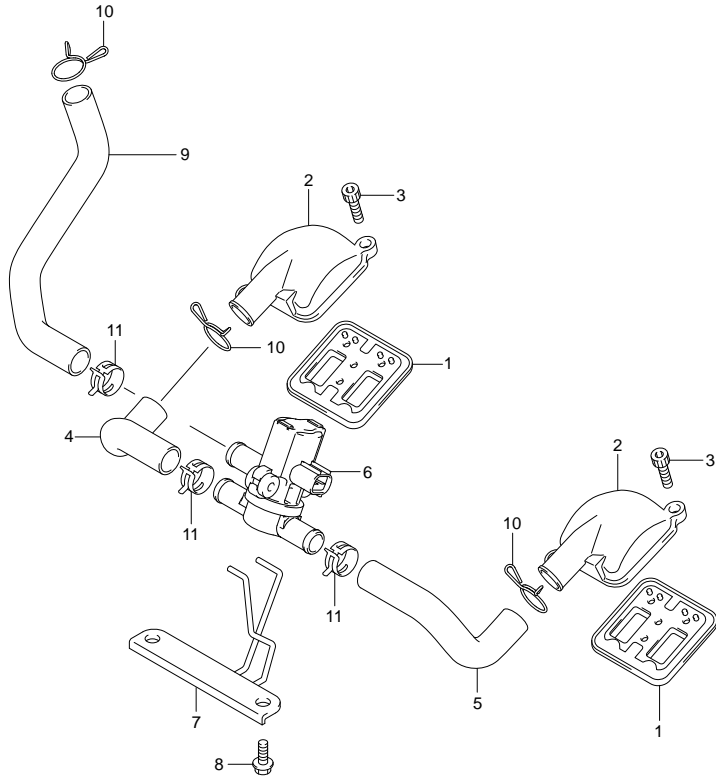


FIG.26 (1-D-3) 2ND AIR

REF NO.	PART NO.	DESCRIPTION	Q' TY	REMARKS
1	18450-35F30	VALVE ASSY, 2ND AIR REED	2	
2	18531-15H00	COVER	2	
3	09106-06073	BOLT (6X16)	4	
4	18461-15H00	HOSE, 2ND AIR VALVE RH	1	
5	18471-15H00	HOSE, 2ND AIR VALVE LH	1	
6	18510-29G30	VALVE ASSY, AIR CUT	1	
7	18610-15H00	BRACKET	1	
8	09103-06283	BOLT (6X16)	2	
9	18711-15H00	HOSE, 2ND AIR CLEANER	1	
10	09401-17201	CLIP	3	
11	09401-17401	CLIP	3	

FIG.27

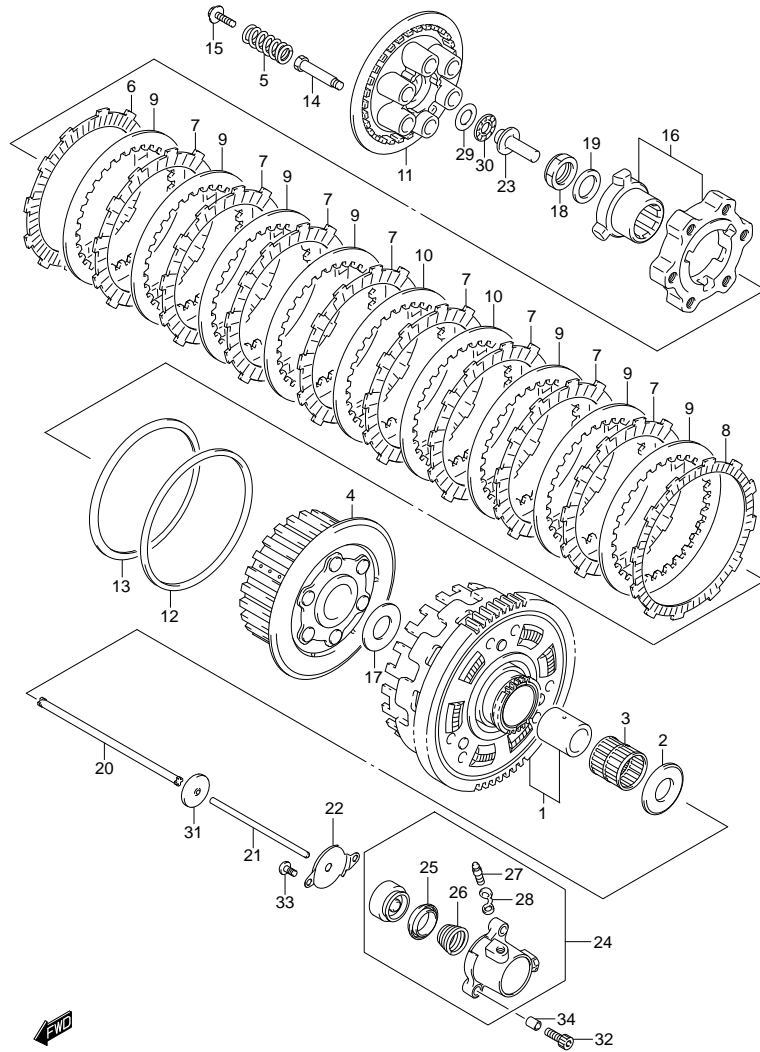


FIG.27 (1-D-4) CLUTCH

REF NO.	PART NO.	DESCRIPTION	Q'TY	REMARKS
1	21200-24810	GEAR ASSY, PRIMARY DRIVEN	1	NT:83
2	09160-25073	WASHER (25X54X2.4)	1	
3	09263-35013	BEARING (35X40X39.8)	1	
4	21410-24F00	HUB, CLUTCH SLEEVE	1	
5	21413-24F30	SPRING, CLUTCH	6	
6	21441-24F10	PLATE, CLUTCH DRIVE NO.2	1	T:3.8
7	21441-24F30	PLATE, CLUTCH DRIVE NO.1	8	T:3.0
8	21442-24F00	PLATE, CLUTCH DRIVE NO.3	1	T:3.8
9	21451-24F00	PLATE, CLUTCH DRIVEN NO.1	7	T:2.0
10	21451-24F10	PLATE, CLUTCH DRIVEN NO.2	2	T:2.3
11	21462-24F00	DISC, CLUTCH PRESSURE	1	
12	21471-24F00	SEAT, WAVE WASHER	1	
13	21472-06G00	WASHER, CLUTCH PLATE WAVE	1	
14	21481-24F31	BOLT, CLUTCH SPRING SUPPORT	6	
15	21482-24F30	BOLT, CLUTCH SPRING	6	
16	21610-02F12	CAM SET, CLUTCH	1	
17	09160-25056	WASHER (25X50X2.5)	1	
18	09159-24010	NUT	1	
19	09164-24006	WASHER	1	
20	23110-24F00	ROD, CLUTCH (L:195.5)	1	
21	23111-26D00	ROD, CLUTCH PUSH (L:132.5)	1	
22	23117-46E00	COVER, CLUTCH RELEASE	1	
23	23121-31E00	PIECE, CLUTCH PUSH	1	
24	23160-15H00	CYLINDER, CLUTCH RELEASE	1	
25	23163-10F00	·CUP	1	
26	23164-10F00	·SPRING	1	
27	59121-01A00	·BLEEDER	1	
28	59122-01A00	·CAP, BLEEDER	1	



FIG.27

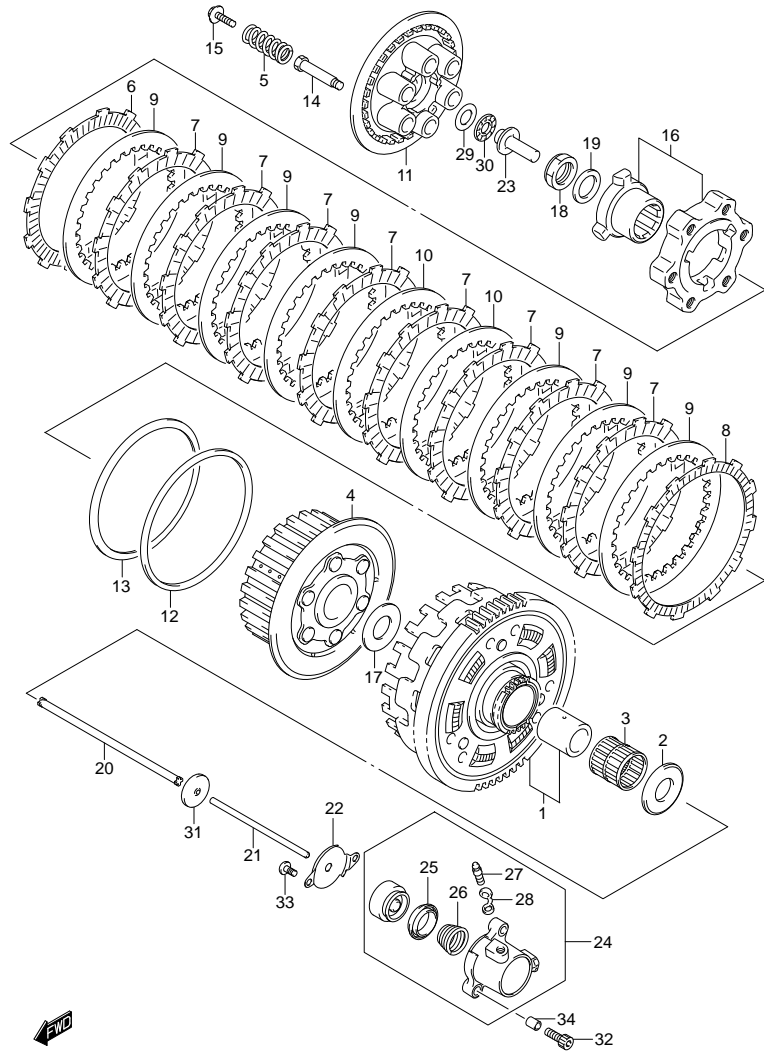


FIG.27 (1-D-5) CLUTCH

REF NO.	PART NO.	DESCRIPTION	Q' TY	REMARKS
29	09160-15045	WASHER (15.5X28X1)	1	
30	09263-15003	BEARING (15X28X2)	1	
31	09285-06015	SEAL, CLUTCH PUSH ROD OIL	1	
32	07130-0625A	BOLT	2	
33	02112-0610A	SCREW	2	
34	04211-09129	PIN	2	



FIG.28

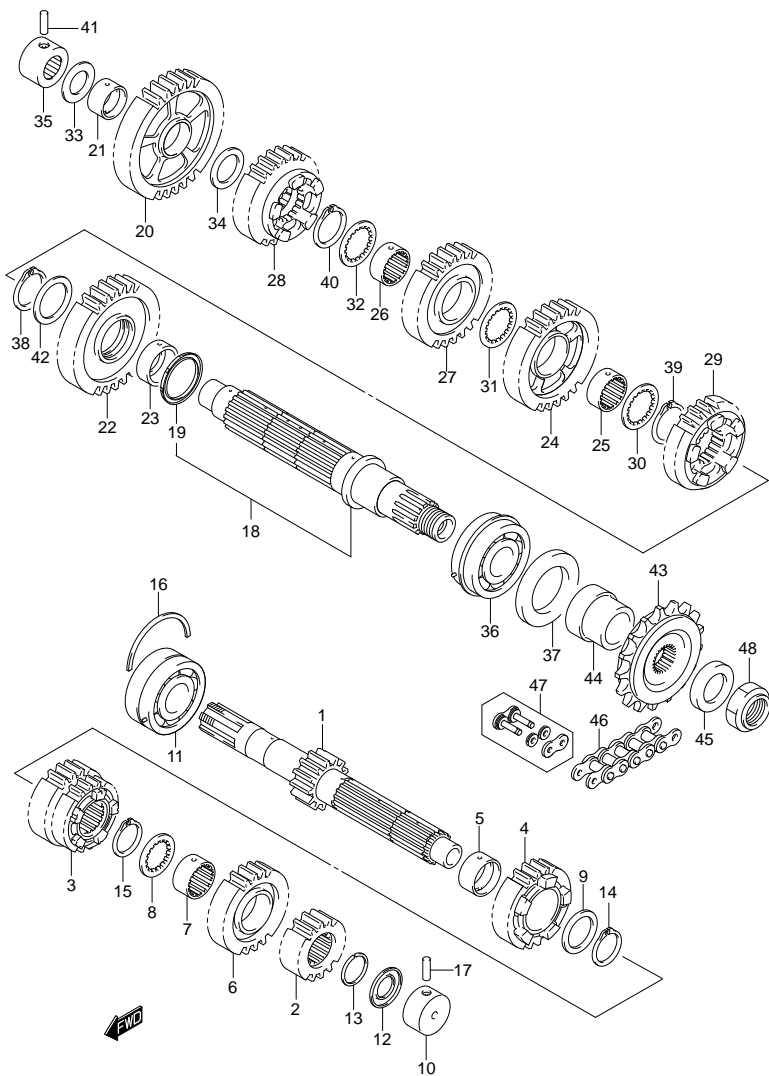


FIG.28 (1-D-6) TRANSMISSION

REF NO.	PART NO.	DESCRIPTION	Q'TY	REMARKS
1	24120-24F00	SHAFT, COUNTER (NT:13)	1	
2	24221-15H00	GEAR, 2ND DRIVE (NT:16)	1	
3	24231-15H00	GEAR, 3RD & 4TH DRIVE	1	NT:19/21
4	24251-15H00	GEAR, 5TH DRIVE (NT:22)	1	
5	24252-24F10	BUSH, 5TH DRIVE GEAR	1	
6	24261-15H00	GEAR, 6TH DRIVE (NT:23)	1	
7	24262-24F10	BUSH, 6TH DRIVE GEAR	1	
8	09167-27003	LOCK WASHER	1	
9	09181-27014	SHIM (27X36X2.5)	1	
10	09263-20085	BEARING (20X34X17.5)	1	LH
11	09267-25012	BEARING (25X62X25.4)	1	RH
12	09285-20006	OIL SEAL (20X31.2X2.7)	1	
13	09380-27004	CIRCLIP	1	
14	09380-27006	CIRCLIP	1	
15	09380-27006	CIRCLIP	1	
16	09390-62012	C RING	1	RH
17	04221-07209	PIN	1	LH
18	24130-15H00	SHAFT, DRIVE	1	
19	24136-48G01	·RING, DRIVE SHAFT FRICTION	1	
20	24311-15H00	GEAR, 1ST DRIVEN (NT:34)	1	
21	24312-24F10	BUSH, 1ST DRIVEN GEAR	1	
22	24321-15H00	GEAR, 2ND DRIVEN (NT:31)	1	
23	24322-48G00	BUSH, 2ND DRIVEN GEAR	1	
24	24331-15H00	GEAR, 3RD DRIVEN (NT:29)	1	
25	24332-24F10	BUSH, 3RD DRIVEN GEAR	1	
26	24332-24F10	BUSH, 4TH DRIVEN GEAR	1	
27	24341-15H00	GEAR, 4TH DRIVEN (NT:27)	1	
28	24351-15H00	GEAR, 5TH DRIVEN (NT:25)	1	
29	24361-15H00	GEAR, 6TH DRIVEN (NT:24)	1	

FIG.28

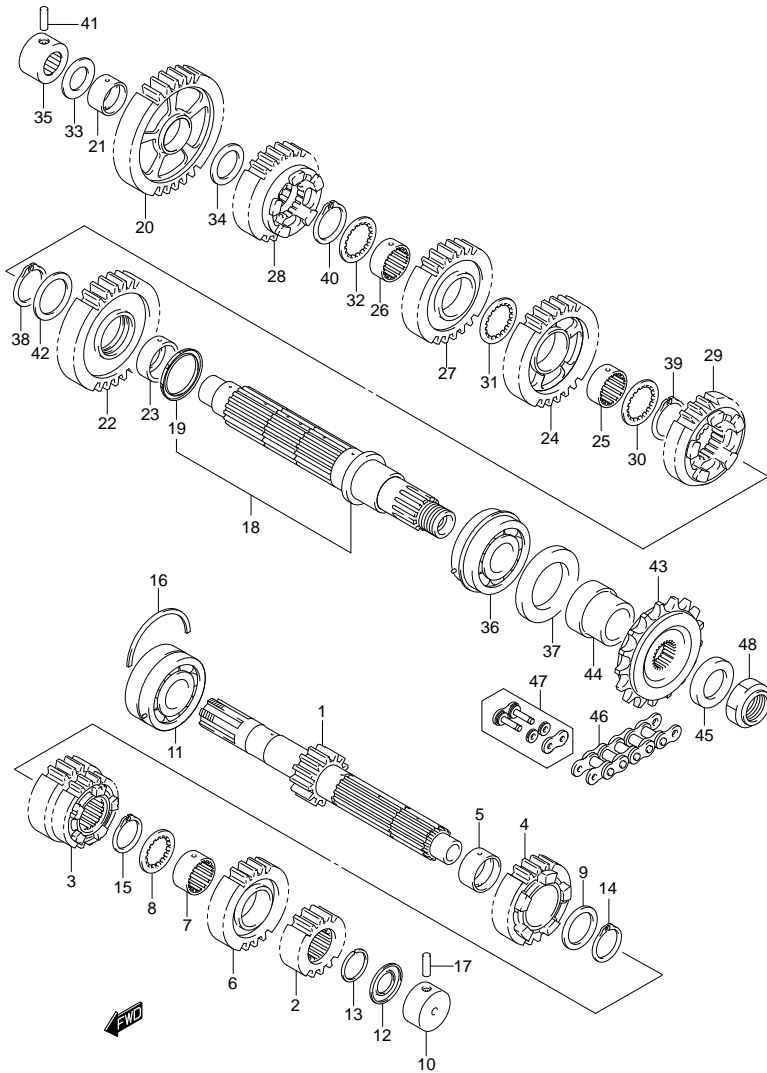


FIG.28 (1-D-7) TRANSMISSION

REF NO.	PART NO.	DESCRIPTION	Q'TY	REMARKS
30	09167-30008	LOCK WASHER	1	
31	09167-30008	LOCK WASHER	1	
32	09167-30008	LOCK WASHER	1	
33	09181-20251	SHIM (20X34X1)	1	
34	09181-24005	SHIM (24X34X1)	1	
35	09263-20040	BEARING (20X34X20)	1	RH
36	09267-30011	BEARING (30X62X23.8)	1	LH
37	09283-42018	OIL SEAL (42X62X7)	1	
38	09380-30009	CIRCLIP	1	
39	09380-30009	CIRCLIP	1	
40	09380-30009	CIRCLIP	1	
41	04221-07209	PIN	1	
42	08211-30405	WASHER	1	
43	27510-15H00	SPROCKET, ENGINE (NT:18)	1	
44	27531-15H00	SPACER, ENGINE SPROCKET NO.1	1	
45	27532-15H00	SPACER, ENGINE SPROCKET NO.2	1	
46	27600-24F60-118	CHAIN ASSY, DRIVE	1	RK GB50GSVZ4 L:118->114
47	27620-24F60	JOINT SET, DRIVEN	1	OPT
48	09159-22008	NUT	1	

FIG.29

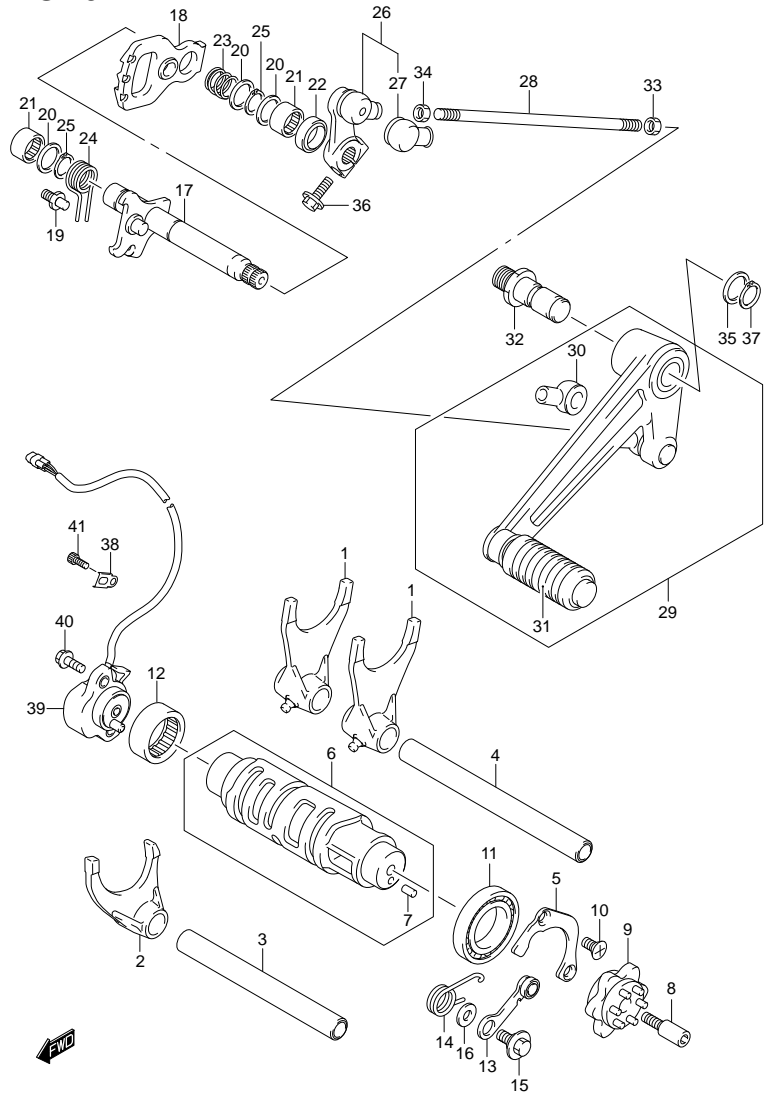


FIG.29 (1-D-8) GEAR SHIFTING

REF NO.	PART NO.	DESCRIPTION	Q'TY	REMARKS
1	25211-24F20	FORK, GEAR SHIFT NO.1	2	
2	25231-24F20	FORK, GEAR SHIFT NO.3	1	
3	25411-24F00	SHAFT, GEAR SHIFT NO.2	1	L:132
4	25411-38B01	SHAFT, GEAR SHIFT NO.1	1	L:152
5	24741-24F10	RETAINER, SHIFT CAM BEARING	1	
6	25310-24F00	CAM, GEAR SHIFT	1	
7	04221-04089	·PIN	1	
8	25312-42F01	STOPPER, SHIFT CAM DRIVE PLATE	1	
9	25381-13E00	PLATE, GEAR SHIFT CAM	1	
10	09126-06011	SCREW (6X12)	2	
11	09262-25006	BEARING (25X47X8)	1	
12	09263-25018	BEARING (25X32X12)	1	RH
13	25350-24F00	STOPPER, SHIFT CAM	1	
14	25355-24F00	SPRING, SHIFT CAM STOPPER	1	
15	09111-06041	BOLT (6X14.3)	1	
16	08211-06141	WASHER	1	
17	25510-15H00	SHAFT, GEAR	1	
18	25512-06G10	PLATE, GEAR SHIFT CAM DRIVE	1	
19	25671-01011	STOPPER, GEAR SHIFT ARM	1	
20	09181-14167	SHIM (14X22X1)	3	RH
21	09263-14027	BEARING (14X20X12)	2	
22	09283-14005	OIL SEAL (14X22X7.3)	1	
23	09440-17009	SPRING	1	
24	09444-20001	SPRING	1	
25	08331-3114A	CIRCLIP	2	
26	25520-40F00	ARM, GEAR SHIFT LINK	1	
27	25526-47000	·COVER, DUST	1	
28	25525-19F00	ROD, GEAR SHIFT LINK (L:150)	1	
29	25600-17G00	LEVER ASSY, GEAR SHIFT	1	
30	25526-47000	·COVER, DUST	1	
31	25652-20C00	·RUBBER, GEAR SHIFT PEDAL	1	

FIG.29

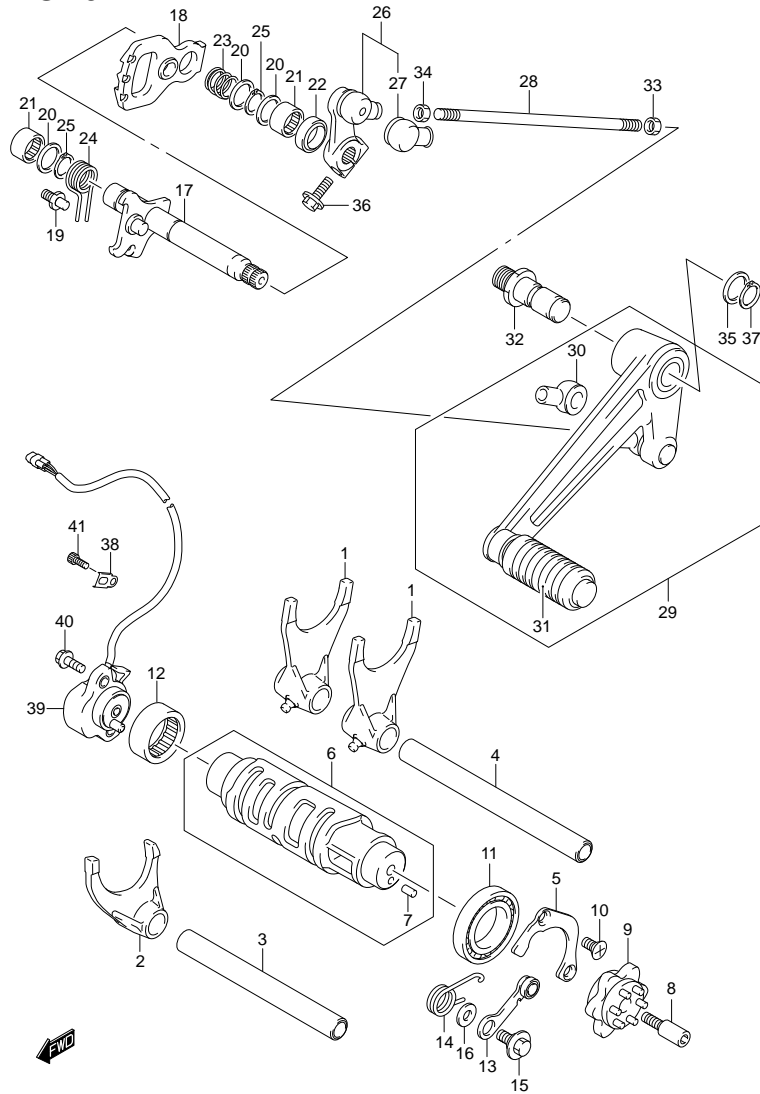


FIG.29 (1-D-9) GEAR SHIFTING

REF NO.	PART NO.	DESCRIPTION	Q'TY	REMARKS
32	25617-03F10	SHAFT, GEAR SHIFT LEVER	1	
33	09140-06020	NUT	1	
34	09140-06025	NUT	1	LH
35	09160-12011	WASHER (12.5X20X1)	1	
36	01500-0625A	BOLT	1	
37	08331-3112A	CIRCLIP	1	
38	31497-45000	CLAMP, POSITION SENSOR LEAD	3	
39	37730-15H00	SENSOR ASSY, GEAR POSITION	1	
40	07120-0516A	BOLT	2	
41	07130-0510B	BOLT	3	

FIG.30

FIG.30 (1-D-10) STARTING MOTOR

REF NO.	PART NO.	DESCRIPTION	Q'TY	REMARKS
1	31100-15H10	MOTOR ASSY, STARTING	1	
2	31132-45C00	·HOLDER SET, BRUSH	1	
3	31143-38300	·O RING	1	
4	31150-24F01	·HOUSING ASSY, STARTER	1	
5	31153-49210	··OIL SEAL	1	
6	31171-24F00	·FRAME, STARTER END	1	
7	31172-38300	·BUSHING	1	
8	31173-88C00	·BUSHING	1	
9	31264-44110	·O RING	2	
10	31281-24F00	·BOLT	2	
11	31361-38300	·SHIM	2	
12	31361-43400	·WASHER	1	
13	09280-24003	·O RING (D:3.ID:24.5)	1	
14	08310-00067	·NUT	1	
15	09103-06212	BOLT (6X25)	2	
16	08361-3506A	NUT	1	

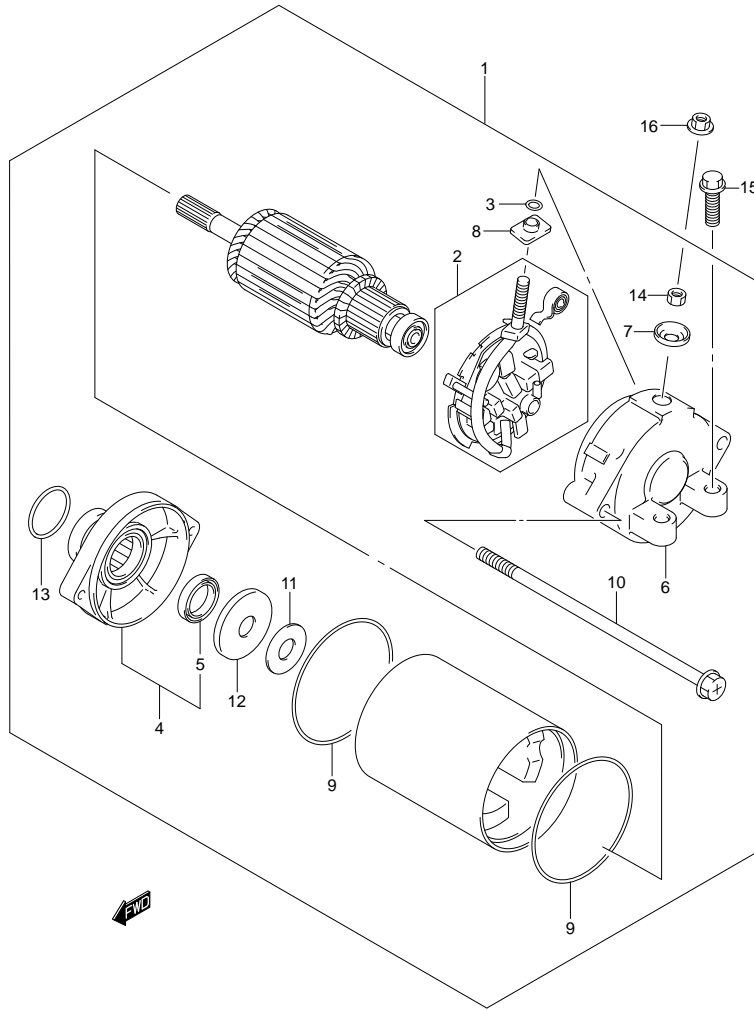


FIG.31

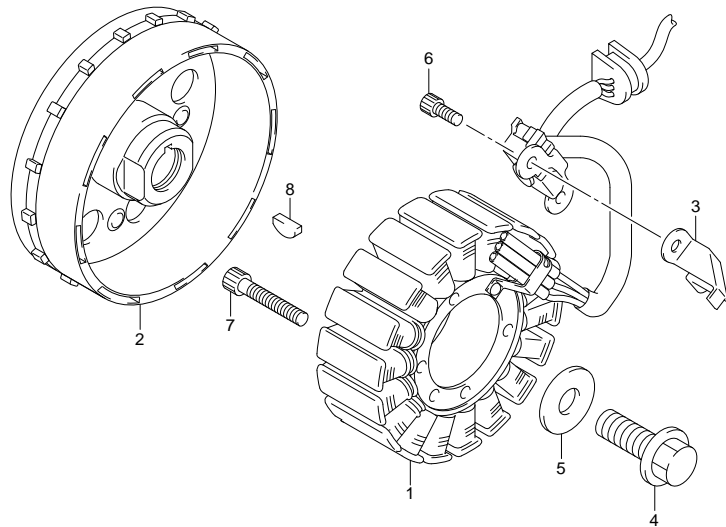


FIG.31 (1-D-11) MAGNETO

REF NO.	PART NO.	DESCRIPTION	Q' TY	REMARKS
1	32101-24F30	STATOR ASSY, MAGNETO	1	
2	32102-24F20	ROTOR ASSY, MAGNETO	1	
3	32371-24F00	CLAMP, MAGNETO LEAD	1	
4	09103-12028	BOLT (12X30)	1	
5	09160-12036	WASHER (12X30X3)	1	
6	07130-0512A	BOLT	2	
7	07130-0635A	BOLT	3	
8	09420-04008	KEY	1	



FIG.32

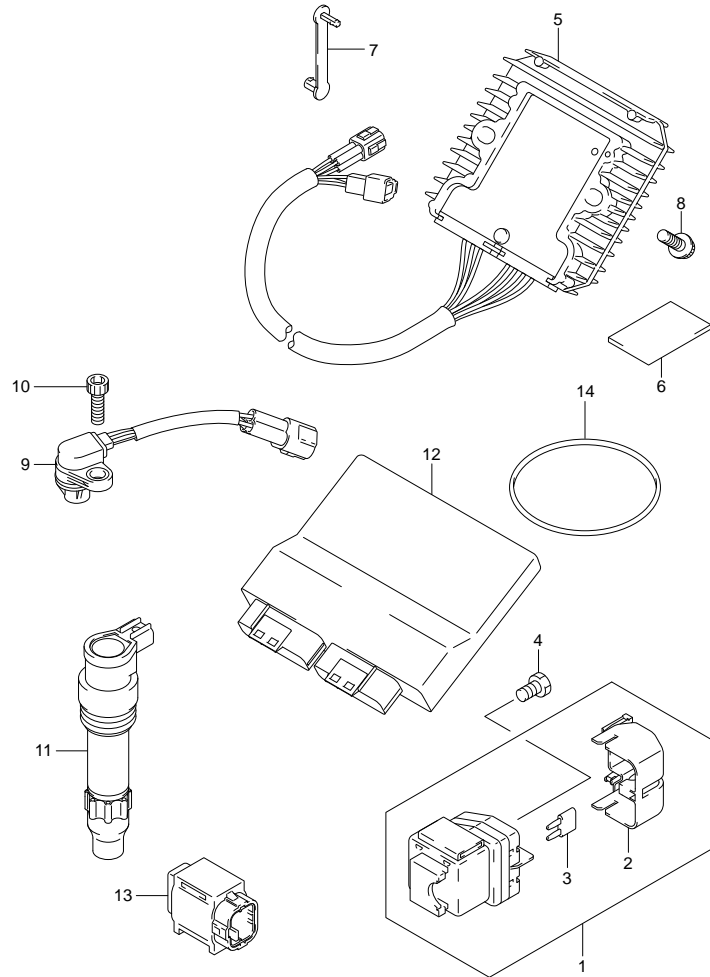


FIG.32 (1-D-12) ELECTRICAL (GSX1300RL1 E28)

REF NO.	PART NO.	DESCRIPTION	Q'TY	REMARKS
1	31800-44G00	RELAY ASSY, STARTING MOTOR	1	
2	31861-38G00	COVER, RECTIFIER	1	
3	09481-30501	FUSE (30A)	2	
4	09128-06013	SCREW (6X8)	2	
5	32800-15H10	RECTIFIER ASSY	1	
6	33652-36000	PROTECTOR (30X50X3)	1	
7	36651-48E00	CLAMP, RECTIFIER LEAD	2	
8	02162-0625A	BOLT	2	
9	33220-01H00	SENSOR ASSY, CAM POSITION	1	
10	07130-0616A	BOLT	1	
11	33410-24F10	COIL ASSY, IGNITION	4	
12	32920-15H10	CONTROL UNIT, FI	1	
13	33960-06G10	SENSOR ASSY, FUEL CUT	1	
14	09280-76005	O RING (D:3.5;ID:76)	1	



FIG.33

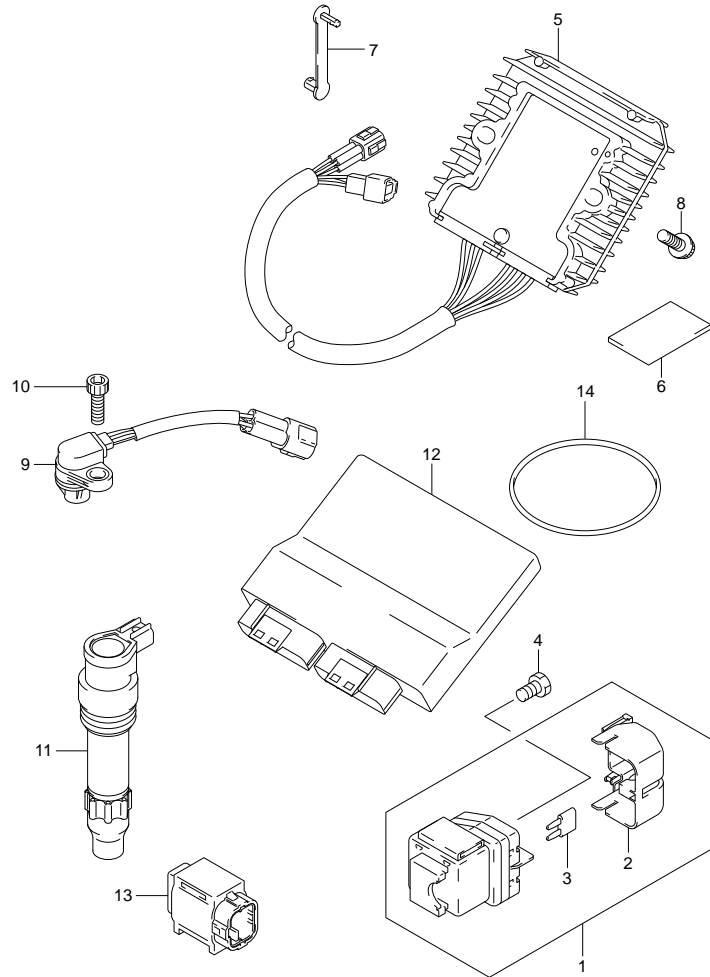


FIG.33 (1-D-13) ELECTRICAL (GSX1300RL1 E3)

REF NO.	PART NO.	DESCRIPTION	Q'TY	REMARKS
1	31800-44G00	RELAY ASSY, STARTING MOTOR	1	
2	31861-38G00	COVER, RECTIFIER	1	
3	09481-30501	FUSE (30A)	2	
4	09128-06013	SCREW (6X8)	2	
5	32800-15H10	RECTIFIER ASSY	1	
6	33652-36000	PROTECTOR (30X50X3)	1	
7	36651-48E00	CLAMP, RECTIFIER LEAD	2	
8	02162-0625A	BOLT	2	
9	33220-01H00	SENSOR ASSY, CAM POSITION	1	
10	07130-0616A	BOLT	1	
11	33410-24F10	COIL ASSY, IGNITION	4	
12	32920-15H10	CONTROL UNIT, FI	1	
13	33960-06G10	SENSOR ASSY, FUEL CUT	1	
14	09280-76005	O RING (D:3.5;ID:76)	1	



FIG.34

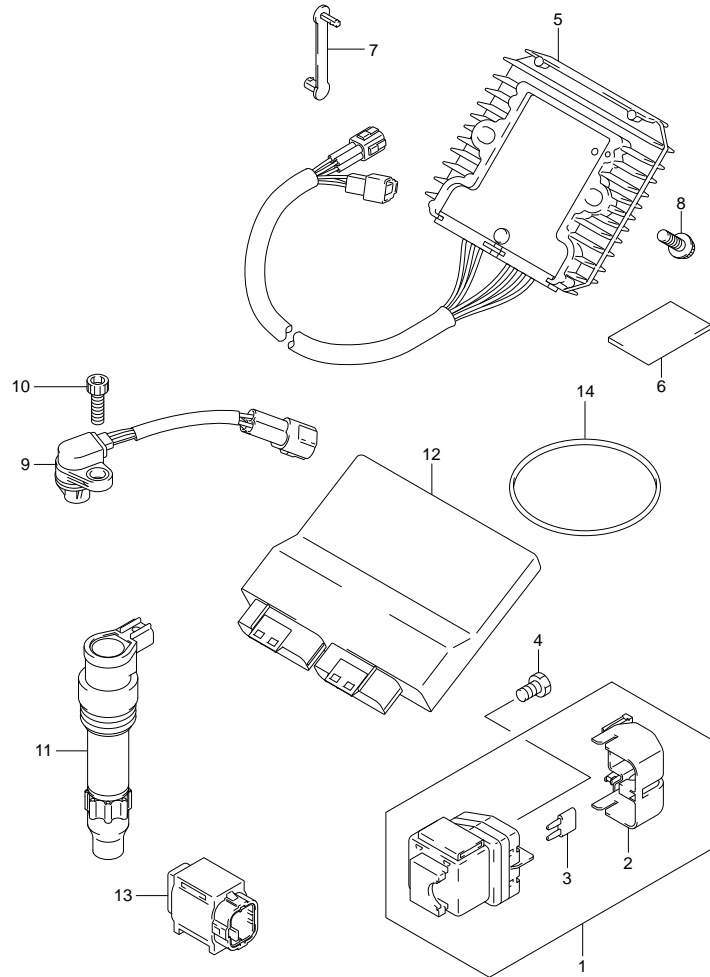


FIG.34 (1-D-14) ELECTRICAL (GSX1300RL1 E33)

REF NO.	PART NO.	DESCRIPTION	Q'TY	REMARKS
1	31800-44G00	RELAY ASSY, STARTING MOTOR	1	
2	31861-38G00	COVER, RECTIFIER	1	
3	09481-30501	FUSE (30A)	2	
4	09128-06013	SCREW (6X8)	2	
5	32800-15H10	RECTIFIER ASSY	1	
6	33652-36000	PROTECTOR (30X50X3)	1	
7	36651-48E00	CLAMP, RECTIFIER LEAD	2	
8	02162-0625A	BOLT	2	
9	33220-01H00	SENSOR ASSY, CAM POSITION	1	
10	07130-0616A	BOLT	1	
11	33410-24F10	COIL ASSY, IGNITION	4	
12	32920-15H20	CONTROL UNIT, FI	1	
13	33960-06G10	SENSOR ASSY, FUEL CUT	1	
14	09280-76005	O RING (D:3.5, ID:76)	1	



FIG.35

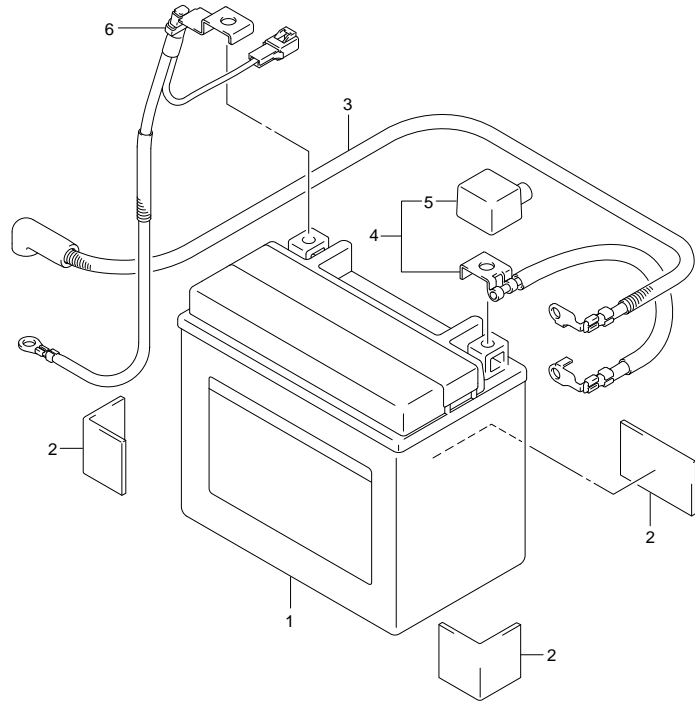


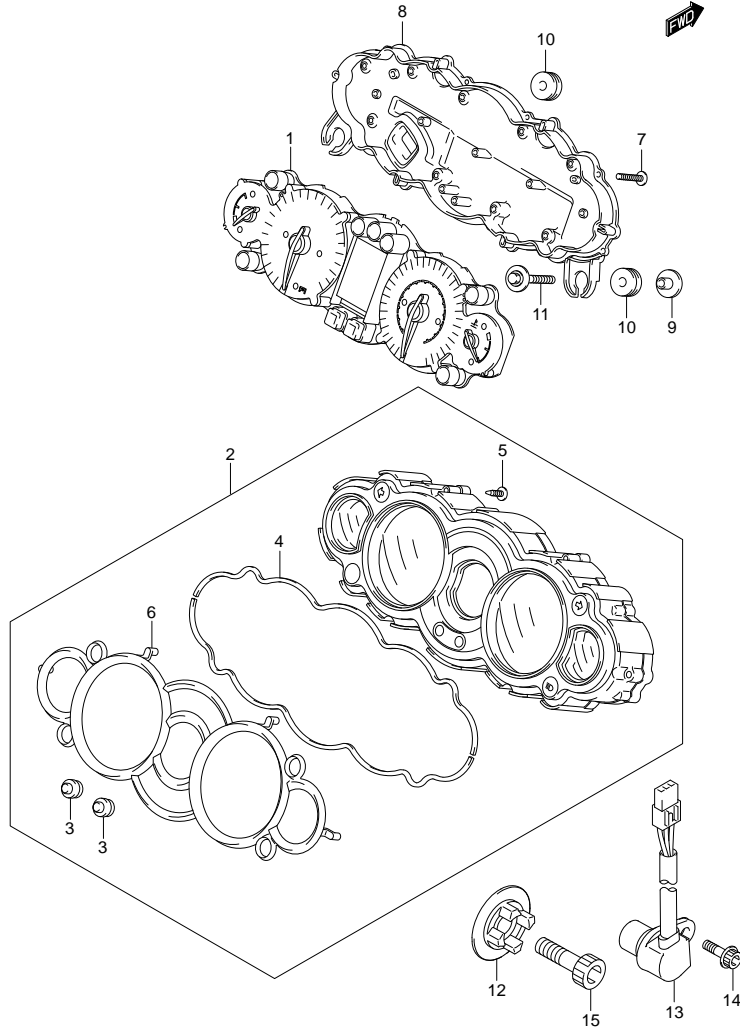
FIG.35 (1-D-15) BATTERY

REF NO.	PART NO.	DESCRIPTION	Q'TY	REMARKS
1	33610-17E10	BATTERY ASSY	1	YTX12-BS,12V10AH
2	33652-36000	PROTECTOR, BATTERY	3	
3	33810-15H00	WIRE, STARTER MOTOR LEAD	1	
4	33820-15H00	WIRE, STARTER PLUS LEAD	1	
5	33624-16G00	·CAP, BATTERY PLUS	1	
6	33860-15H00	WIRE, BATTERY MINUS LEAD	1	



FIG.36

FIG.36 (1-E-2) SPEEDOMETER (GSX1300RL1 E28)



REF NO.	PART NO.	DESCRIPTION	Q'TY	REMARKS
1	34120-15H00	COMBINATION METER	1	
2	34150-15H00	UPPER CASE ASSY	1	
3	34124-39G00	·SWITCH RUBBER	2	
4	34153-15H00	·PACKING	2	
5	34183-31F10	·SCREW (2.3X8)	6	
6	34193-15H00	·RING	1	
7	09132-03008	SCREW (3X16)	20	
8	34111-15H00	LOWER CASE ASSY	1	
9	34187-24F00	WASHER, SPEEDOMETER	2	
10	34955-13E00	CUSHION, SPEEDOMETER	4	
11	09116-06186	BOLT (6X25)	2	
12	34981-47H01	ROTOR, SPEED	1	
13	34990-35F00	SENSOR, SPEED	1	
14	07120-0512B	BOLT	1	
15	07130-0825B	BOLT	1	

FIG.37

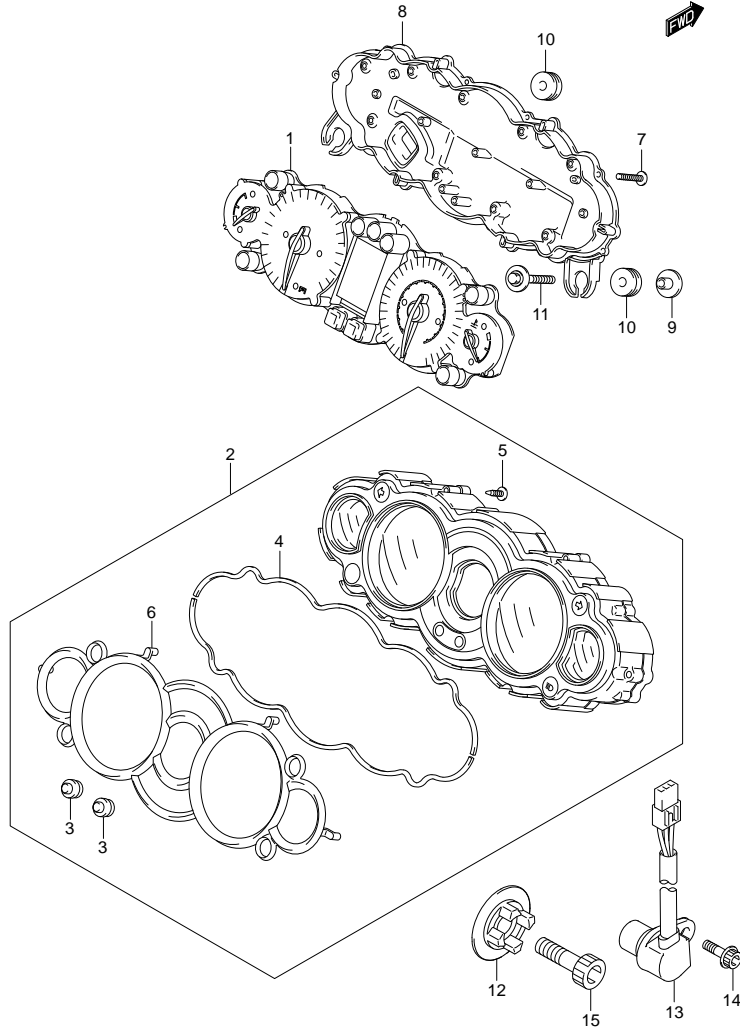
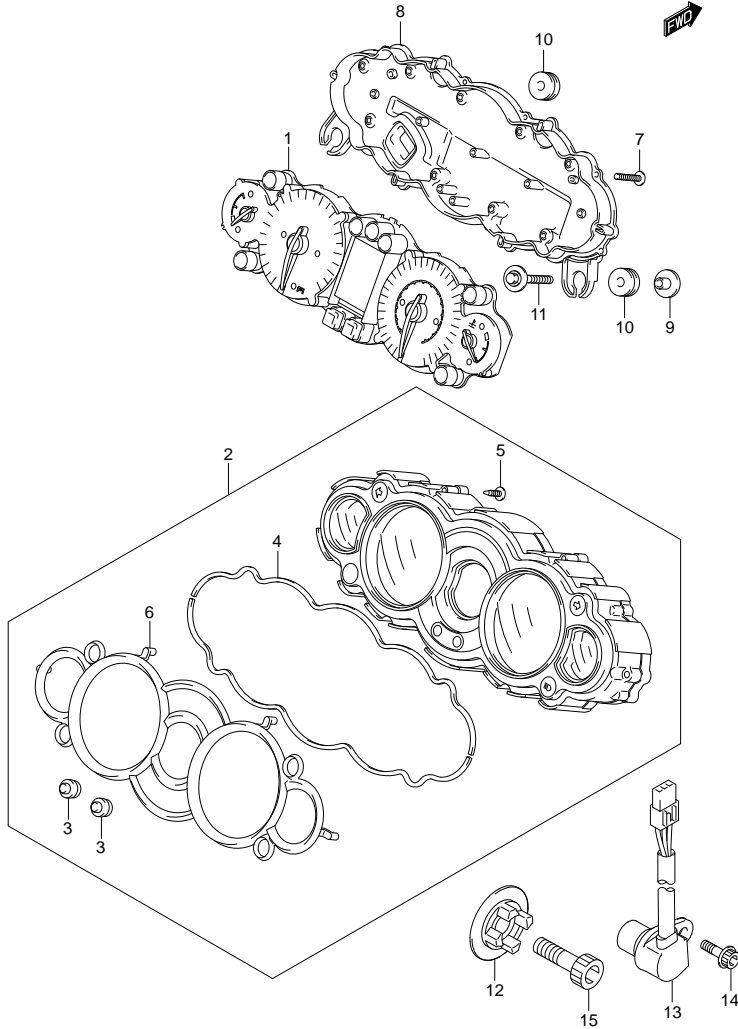


FIG.37 (1-E-3) SPEEDOMETER (GSX1300RL1 E3)

REF NO.	PART NO.	DESCRIPTION	Q'TY	REMARKS
1	34120-15H10	COMBINATION METER	1	
2	34150-15H00	UPPER CASE ASSY	1	
3	34124-39G00	·SWITCH RUBBER	2	
4	34153-15H00	·PACKING	2	
5	34183-31F10	·SCREW (2.3X8)	6	
6	34193-15H00	·RING	1	
7	09132-03008	SCREW (3X16)	20	
8	34111-15H00	LOWER CASE ASSY	1	
9	34187-24F00	WASHER, SPEEDOMETER	2	
10	34955-13E00	CUSHION, SPEEDOMETER	4	
11	09116-06186	BOLT (6X25)	2	
12	34981-47H01	ROTOR, SPEED	1	
13	34990-35F00	SENSOR, SPEED	1	
14	07120-0512B	BOLT	1	
15	07130-0825B	BOLT	1	

FIG.38

FIG.38 (1-E-4) SPEEDOMETER (GSX1300RL1 E33)



REF. NO.	PART NO.	DESCRIPTION	Q'TY	REMARKS
1	34120-15H10	COMBINATION METER	1	
2	34150-15H00	UPPER CASE ASSY	1	
3	34124-39G00	·SWITCH RUBBER	2	
4	34153-15H00	·PACKING	2	
5	34183-31F10	·SCREW (2.3X8)	6	
6	34193-15H00	·RING	1	
7	09132-03008	SCREW (3X16)	20	
8	34111-15H00	LOWER CASE ASSY	1	
9	34187-24F00	WASHER, SPEEDOMETER	2	
10	34955-13E00	CUSHION, SPEEDOMETER	4	
11	09116-06186	BOLT (6X25)	2	
12	34981-47H01	ROTOR, SPEED	1	
13	34990-35F00	SENSOR, SPEED	1	
14	07120-0512B	BOLT	1	
15	07130-0825B	BOLT	1	

FIG.39

FIG.39 (1-E-5) HEADLAMP

REF NO.	PART NO.	DESCRIPTION	Q'TY	REMARKS
1	35100-15H30-999	HEADLAMP ASSY	1	
2	35175-24F00	·ADAPTOR ASSY	1	
3	35173-15H00	·SOCKET, COVER	1	
4	35173-14G00	·SOCKET, COVER	1	
5	36118-15H00	·CORD ASSY	2	
6	94443-21H00	TAPE (5X20X0.4)	1	
7	09320-09039	CUSHION	6	
8	09471-12188	BULB (12V55W,H7)	1	
9	09471-12222	BULB (12V65W,H9)	1	
10	09471-12216	BULB (12V5W)	2	
11	09136-05062	SCREW (5X15)	6	
12	35950-14A11	REFLEX REFLECTOR ASSY, FR	2	
13	09119-06104	BOLT, FR SIDE	2	

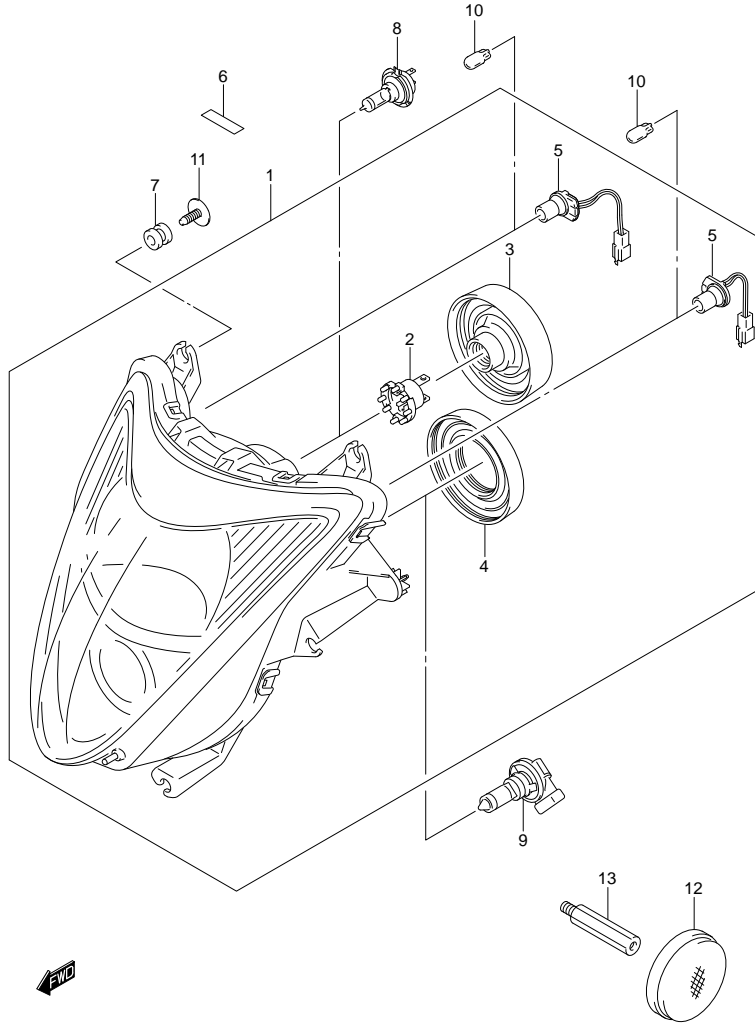


FIG.40

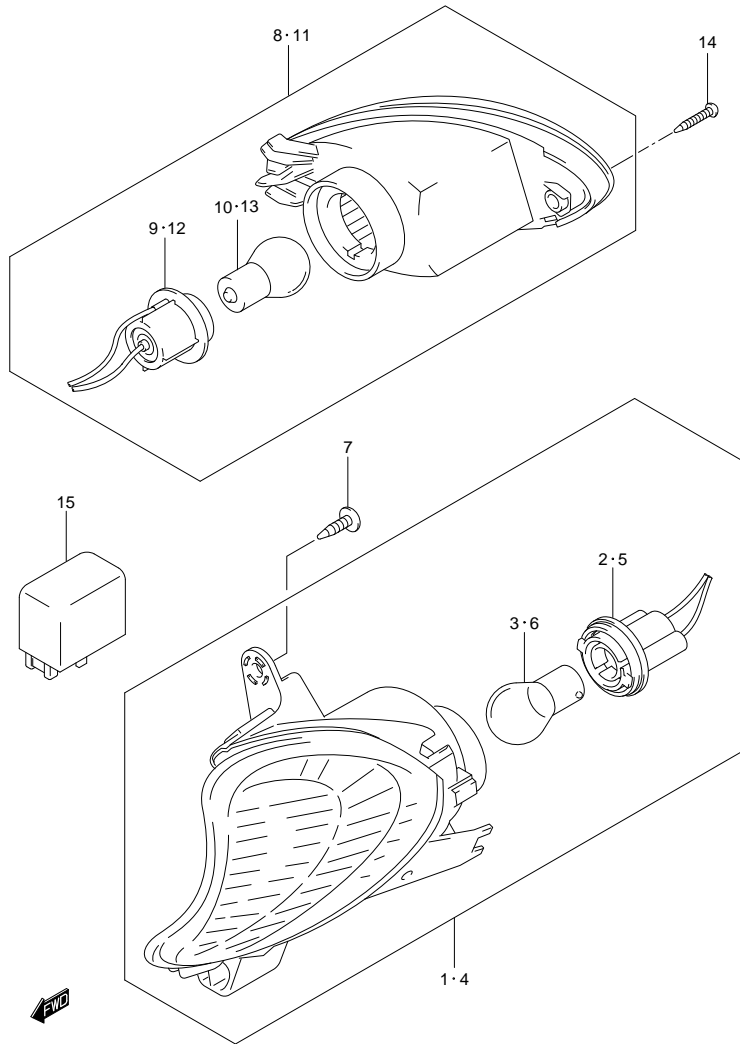


FIG.40 (1-E-6) TURNSIGNAL LAMP

REF NO.	PART NO.	DESCRIPTION	Q'TY	REMARKS
1	35601-15H01	LAMP ASSY, FRONT TURN, RH	1	
2	35618-15H00	·SOCKET & CORD, RH	1	
3	09471-12186	·BULB (12V21W)	1	
4	35602-15H01	LAMP ASSY, FRONT TURN, LH	1	
5	35638-15H00	·SOCKET & CORD, LH	1	
6	09471-12186	·BULB (12V21W)	1	
7	03541-0516B	SCREW, FRONT TURNSIGNAL	4	
8	35603-15H01	LAMP ASSY, REAR TURN, RH	1	
9	35658-15H00	·SOCKET & CORD, RH	1	
10	09471-12186	·BULB (12V21W)	1	
11	35604-15H01	LAMP ASSY, REAR TURN, LH	1	
12	35678-15H00	·SOCKET & CORD, LH	1	
13	09471-12186	·BULB (12V21W)	1	
14	09132-04032	SCREW (4X20)	2	
15	38610-03F00	RELAY ASSY, TURNSIGNAL LAMP	1	

FIG.41

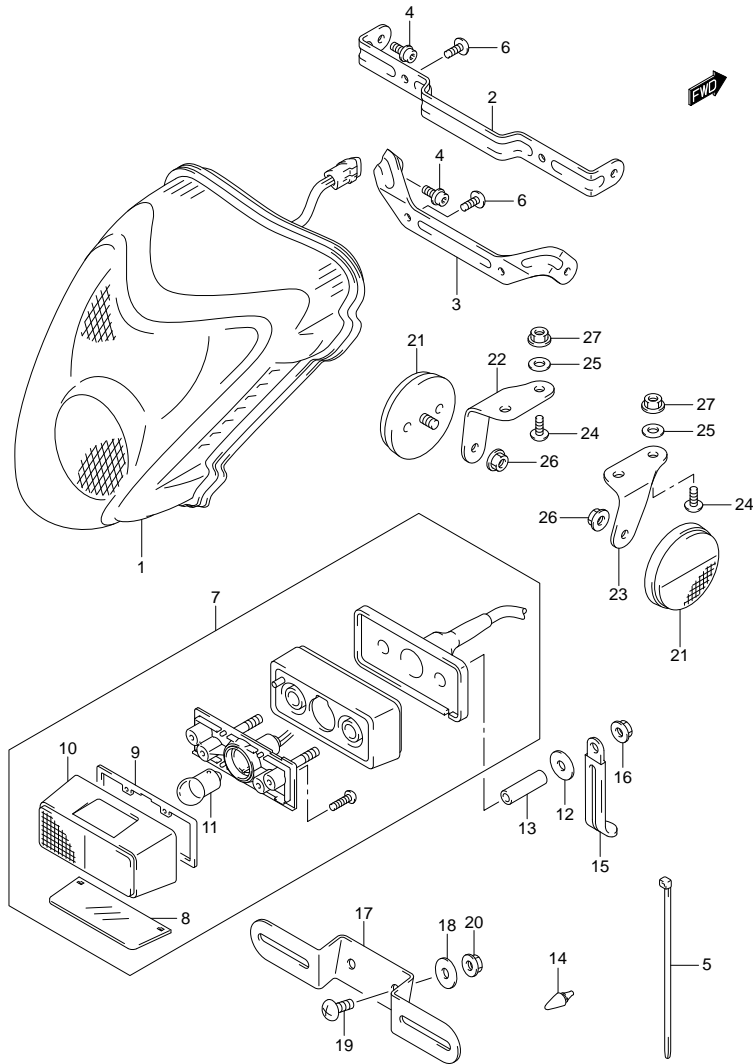


FIG.41 (1-E-7) REAR COMBINATION LAMP

REF NO.	PART NO.	DESCRIPTION	Q'TY	REMARKS
1	35710-15H30	LAMP ASSY, REAR COMBINATION	1	
2	35726-15H00	BRACKET, REAR COMBINATION	1	
3	35726-15H10	BRACKET, REAR COMBINATION	1	
4	09106-05031	BOLT (5X12)	4	
5	09407-14407	CLAMP (L:145)	1	
6	03541-0516A	SCREW	4	
7	35910-41G30	LAMP ASSY, LICENSE	1	
8	35912-41G00	·LENS, LICENSE	1	
9	35913-41G00	·GASKET	1	
10	35917-41G00	·COVER, LICENSE LAMP	1	
11	09471-12140	·BULB (12V5W)	1	
12	09160-06077	WASHER (6.5X20X1.2)	2	
13	09180-06356	SPACER (6.5X9X34)	2	
14	09321-06028	CUSHION	1	
15	09404-06429	CLAMP (L:45)	1	
16	08316-1006A	NUT	2	
17	35927-15H00	BRACKET, LICENSE PLATE	1	
18	09160-06077	WASHER (6.5X20X1.2)	2	
19	02142-0616A	SCREW	2	
20	08316-1006A	NUT	2	
21	35970-14A20	REFLECTOR ASSY, REAR SIDE	2	
22	35975-15H00	BRACKET, REAR SIDE REAR, RH	1	
23	35976-15H00	BRACKET, REAR SIDE REAR, LH	1	
24	02142-0612A	SCREW REAR BRACKET	4	
25	09160-06126	WASHER (6.5X14X2)	4	
26	08316-1005A	NUT	2	
27	08316-1006A	NUT	4	

FIG.42

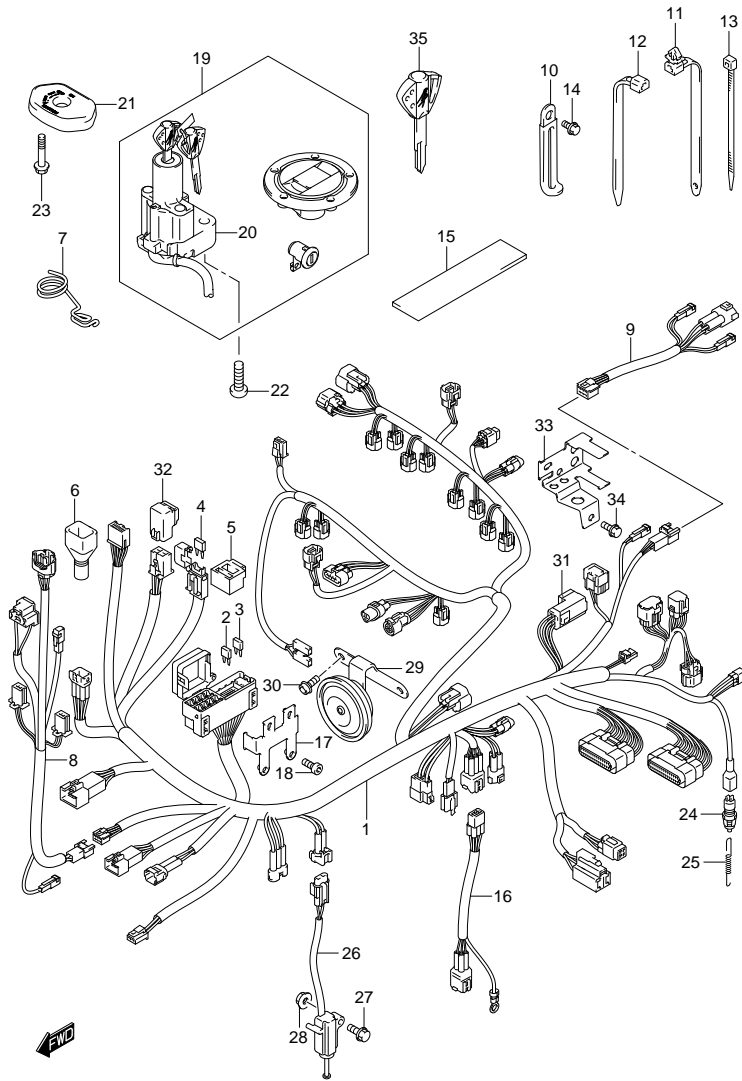


FIG.42 (1-E-8) WIRING HARNESS (GSX1300RL1 E28)

REF NO.	PART NO.	DESCRIPTION	Q'TY	REMARKS
1	36610-15H30	HARNES, WIRING	1	
2	09481-10501	·FUSE (10A)	4	
3	09481-15501	·FUSE (15A)	2	
4	09481-15101	·FUSE (15A)	2	
5	36742-39D00	·HOLDER	1	
6	36618-33E00	·BOOT, METER	1	
7	36619-15H00	GUIDE, WIRING HARNESS	1	
8	36620-15H00	HARNES, WIRING NO.2	1	
9	36857-15H00	WIRE, REAR COMB	1	
10-1	09404-06429	CLAMP (L:45)	4	
10-2	09404-06435	CLAMP (L:135)	1	
11	09407-14408	CLAMP (L:120)	1	
12-1	09407-14403	CLAMP (L:125)	6	
12-2	09407-18402	CLAMP (L:165)	4	
13	09407-14407	CLAMP (L:145)	1	
14	01550-0610A	BOLT	1	
15	36920-45G00	PROTECTOR, WIRING HARNESS	1	
16	36855-15H00	WIRE, O2 SENSOR	1	
17	36744-24F00	BRACKET, FUSE BOX	1	
18	07120-0510B	BOLT	2	
19	37100-15850	LOCK SET	1	
20	37100-15H80	·LOCK ASSY, STEERING	1	
21	37180-15H00	COVER, STEERING LOCK	1	
22	09139-08016	BOLT (8X20)	2	
23	01547-0530A	BOLT	2	
24	37740-19F00	SWITCH ASSY, STOP LAMP	1	
25	09443-06012	SPRING	1	

FIG.42

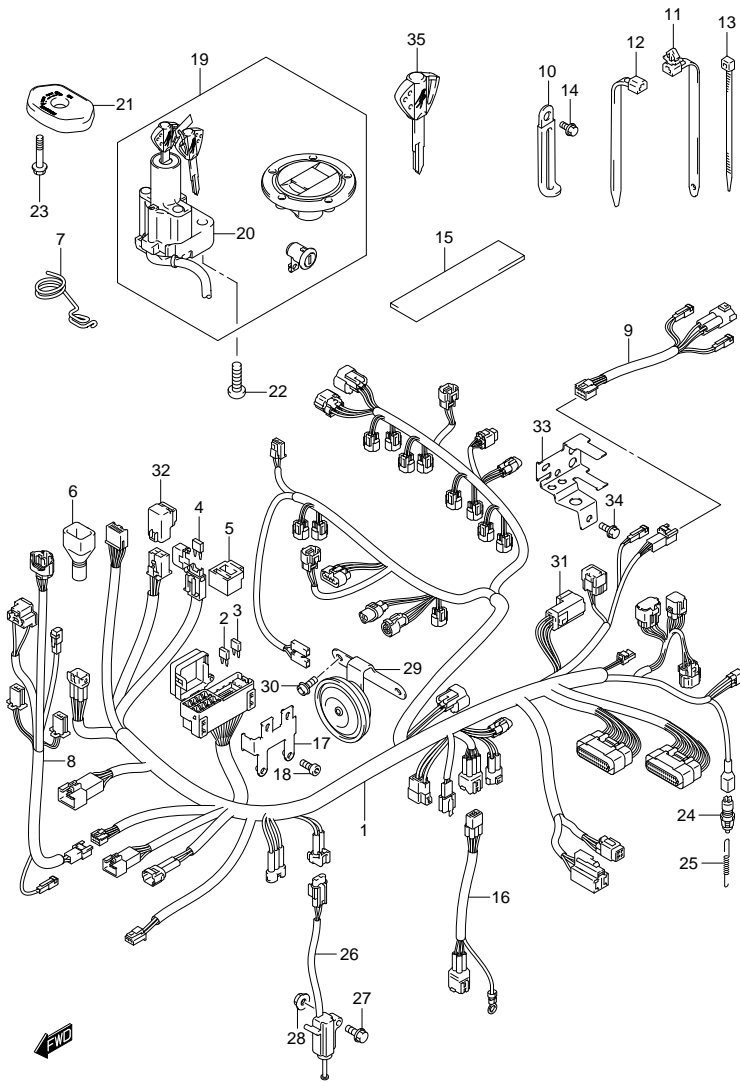


FIG.42 (1-E-9) WIRING HARNESS (GSX1300RL1 E28)

REF NO.	PART NO.	DESCRIPTION	Q'TY	REMARKS
26	37840-24F00	SWITCH ASSY, SIDE STAND	1	
27	09103-08357	BOLT (8X35)	1	
28	08316-1008B	NUT	1	
29	38500-24F01	HORN ASSY	1	
30	01550-0612B	BOLT	2	
31	38740-26E00	RELAY ASSY, FUEL PUMP	1	
32	38740-26E00	RELAY ASSY, FAN MOTOR	1	
33	38741-24F00	BRACKET, FUEL PUMP RELAY	1	
34	01550-0612B	BOLT	1	
35	37146-15H00	KEY, BLANK	1	OPT

FIG.43

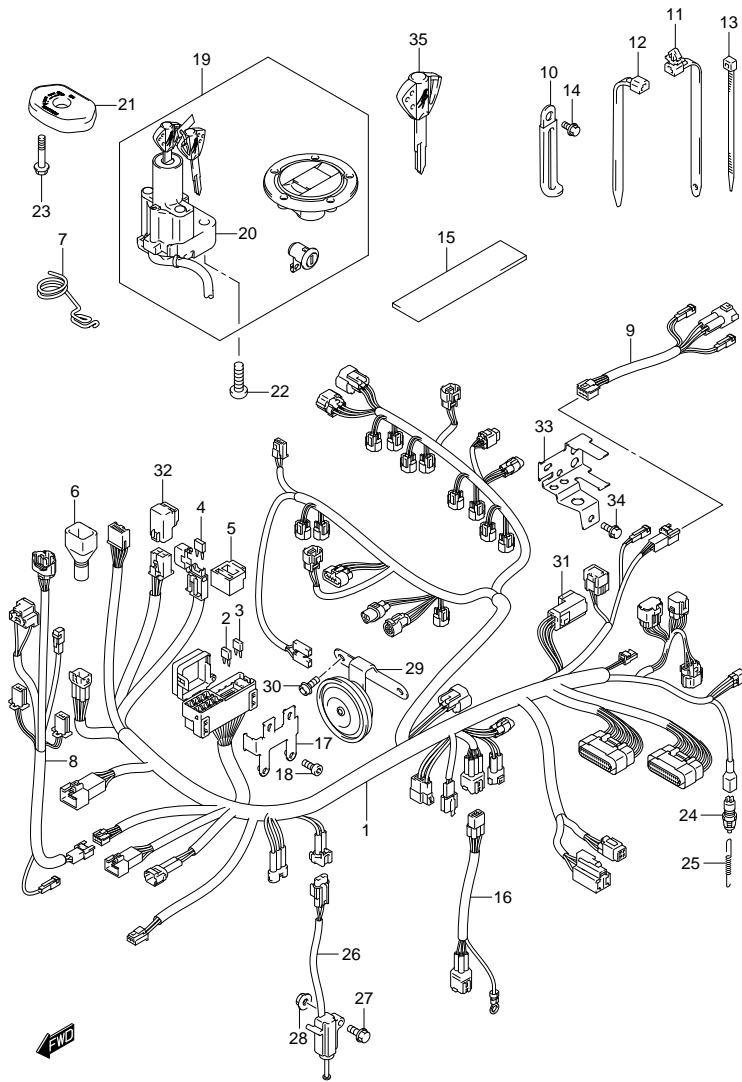


FIG.43 (1-E-10) WIRING HARNESS (GSX1300RL1 E3)

REF NO.	PART NO.	DESCRIPTION	Q'TY	REMARKS
1	36610-15H30	HARNESS, WIRING	1	
2	09481-10501	·FUSE (10A)	4	
3	09481-15501	·FUSE (15A)	2	
4	09481-15101	·FUSE (15A)	2	
5	36742-39D00	·HOLDER	1	
6	36618-33E00	·BOOT, METER	1	
7	36619-15H00	GUIDE, WIRING HARNESS	1	
8	36620-15H00	HARNESS, WIRING NO.2	1	
9	36857-15H00	WIRE, REAR COMB	1	
10-1	09404-06429	CLAMP (L:45)	4	
10-2	09404-06435	CLAMP (L:135)	1	
11	09407-14408	CLAMP (L:120)	1	
12-1	09407-14403	CLAMP (L:125)	6	
12-2	09407-18402	CLAMP (L:165)	4	
13	09407-14407	CLAMP (L:145)	1	
14	01550-0610A	BOLT	1	
15	36920-45G00	PROTECTOR, WIRING HARNESS	1	
16	36855-15H00	WIRE, O2 SENSOR	1	
17	36744-24F00	BRACKET, FUSE BOX	1	
18	07120-0510B	BOLT	2	
19	37100-15850	LOCK SET	1	
20	37100-15H80	·LOCK ASSY, STEERING	1	
21	37180-15H00	COVER, STEERING LOCK	1	
22	09139-08016	BOLT (8X20)	2	
23	01547-0530A	BOLT	2	
24	37740-19F00	SWITCH ASSY, STOP LAMP	1	
25	09443-06012	SPRING	1	

FIG.43

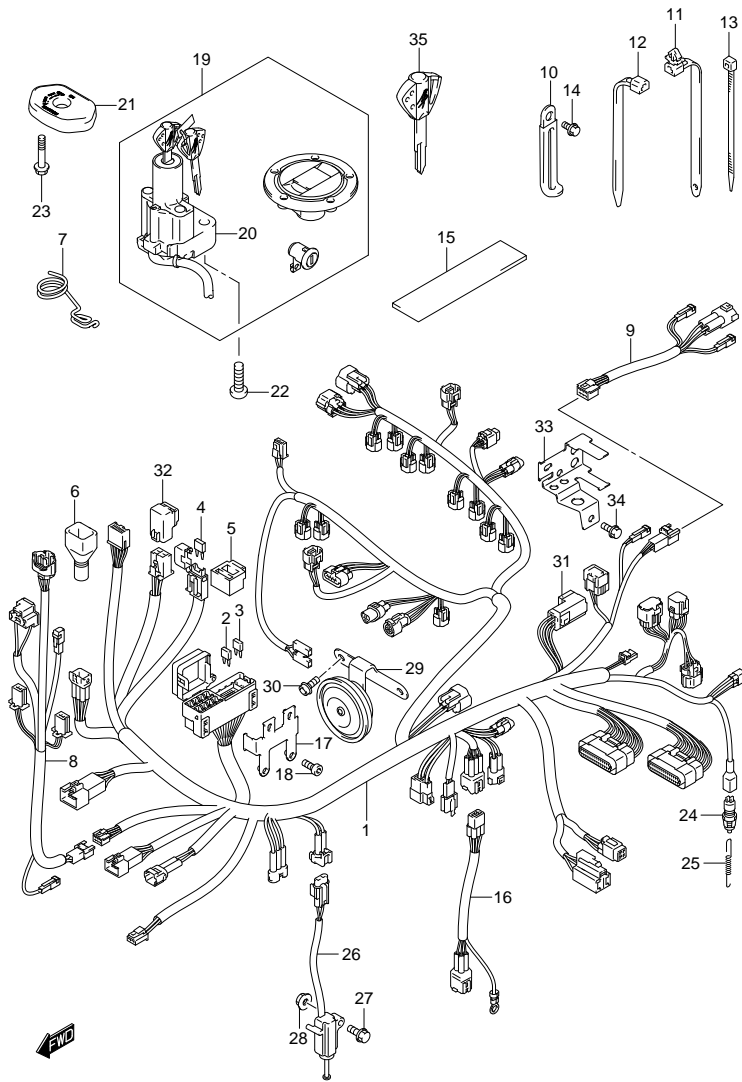


FIG.43 (1-E-11) WIRING HARNESS (GSX1300RL1 E3)

REF NO.	PART NO.	DESCRIPTION	QTY	REMARKS
26	37840-24F00	SWITCH ASSY, SIDE STAND	1	
27	09103-08357	BOLT (8X35)	1	
28	08316-1008B	NUT	1	
29	38500-24F01	HORN ASSY	1	
30	01550-0612B	BOLT	2	
31	38740-26E00	RELAY ASSY, FUEL PUMP	1	
32	38740-26E00	RELAY ASSY, FAN MOTOR	1	
33	38741-24F00	BRACKET, FUEL PUMP RELAY	1	
34	01550-0612B	BOLT	1	
35	37146-15H00	KEY, BLANK	1	OPT

FIG.44

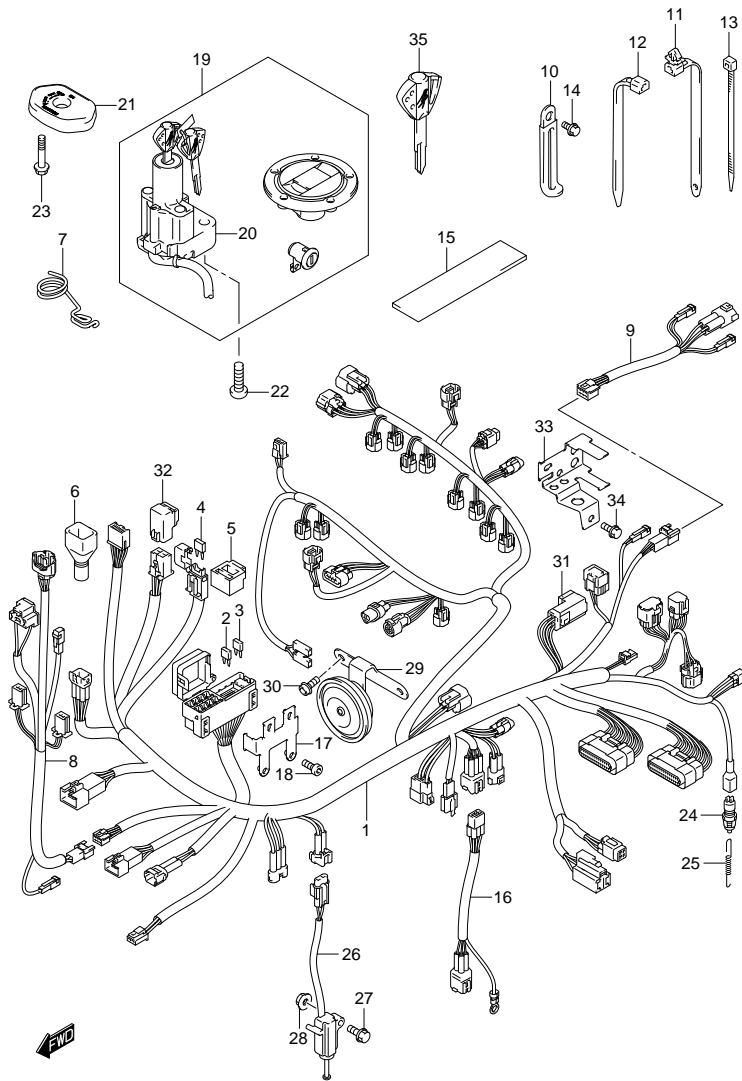


FIG.44 (1-E-12) WIRING HARNESS (GSX1300RL1 E33)

REF NO.	PART NO.	DESCRIPTION	Q'TY	REMARKS
1	36610-15H40	HARNESS, WIRING	1	
2	09481-10501	·FUSE (10A)	4	
3	09481-15501	·FUSE (15A)	2	
4	09481-15101	·FUSE (15A)	2	
5	36742-39D00	·HOLDER	1	
6	36618-33E00	·BOOT, METER	1	
7	36619-15H00	GUIDE, WIRING HARNESS	1	
8	36620-15H00	HARNESS, WIRING NO.2	1	
9	36857-15H00	WIRE, REAR COMB	1	
10-1	09404-06429	CLAMP (L:45)	4	
10-2	09404-06435	CLAMP (L:135)	1	
11	09407-14408	CLAMP (L:120)	1	
12-1	09407-14403	CLAMP (L:125)	6	
12-2	09407-18402	CLAMP (L:165)	4	
13	09407-14407	CLAMP (L:145)	1	
14	01550-0610A	BOLT	1	
15	36920-45G00	PROTECTOR, WIRING HARNESS	1	
16	36855-15H00	WIRE, O2 SENSOR	1	
17	36744-24F00	BRACKET, FUSE BOX	1	
18	07120-0510B	BOLT	2	
19	37100-15860	LOCK SET	1	
20	37100-15H80	·LOCK ASSY, STEERING	1	
21	37180-15H00	COVER, STEERING LOCK	1	
22	09139-08016	BOLT (8X20)	2	
23	01547-0530A	BOLT	2	
24	37740-19F00	SWITCH ASSY, STOP LAMP	1	
25	09443-06012	SPRING	1	

FIG.44

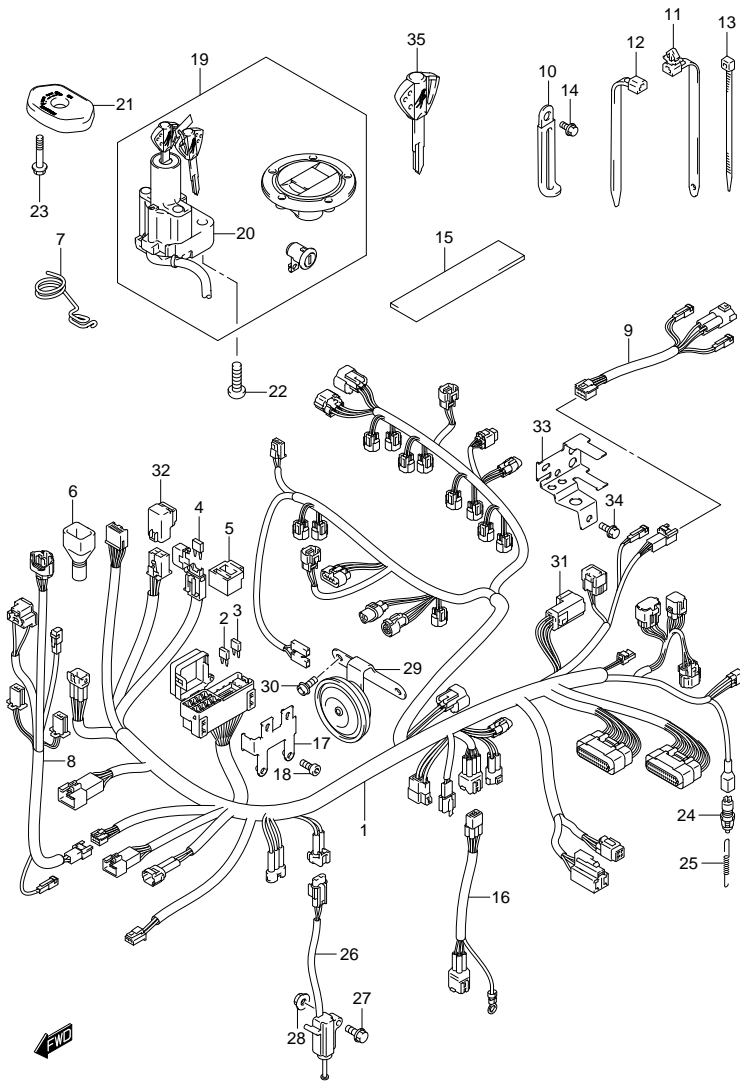


FIG.44 (1-E-13) WIRING HARNESS (GSX1300RL1 E33)

REF NO.	PART NO.	DESCRIPTION	Q'TY	REMARKS
26	37840-24F00	SWITCH ASSY, SIDE STAND	1	
27	09103-08357	BOLT (8X35)	1	
28	08316-1008B	NUT	1	
29	38500-24F01	HORN ASSY	1	
30	01550-0612B	BOLT	2	
31	38740-26E00	RELAY ASSY, FUEL PUMP	1	
32	38740-26E00	RELAY ASSY, FAN MOTOR	1	
33	38741-24F00	BRACKET, FUEL PUMP RELAY	1	
34	01550-0612B	BOLT	1	
35	37146-15H00	KEY, BLANK	1	OPT

FIG.45

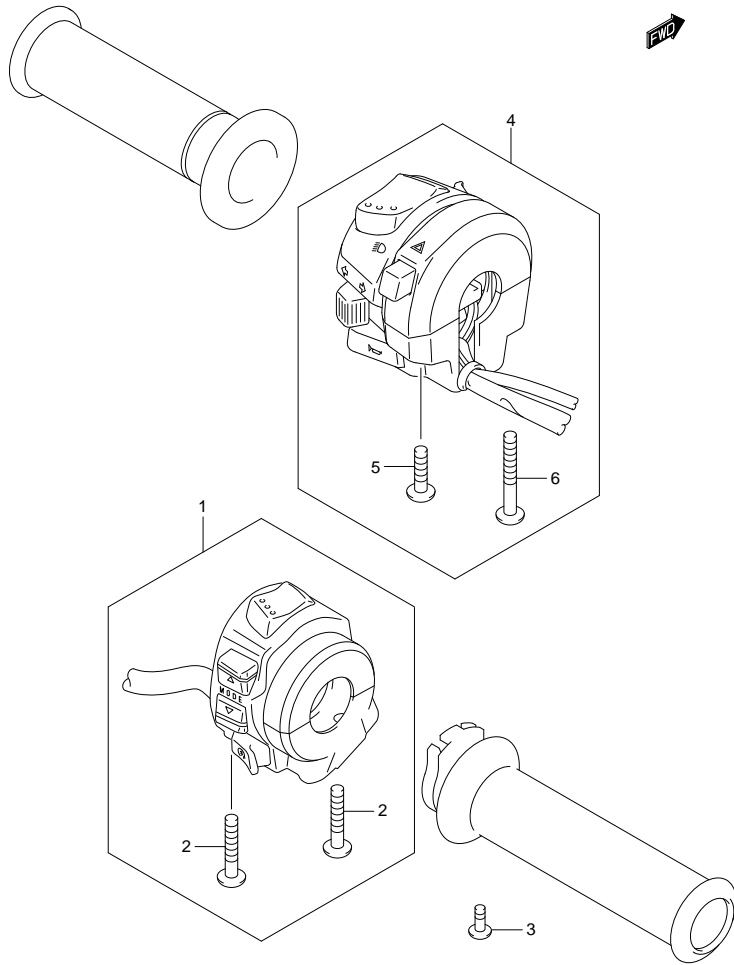


FIG.45 (1-E-14) HANDLE SWITCH

REF NO.	PART NO.	DESCRIPTION	Q'TY	REMARKS
1	37200-15H00	SWITCH ASSY, HANDLE, RH	1	
2	02112-0530B	·SCREW	2	
3	02112-0510B	SCREW, THROTTLE CABLE		
4	37400-18H12	SWITCH ASSY, HANDLE, LH	1	
5	02112-0525B	·SCREW	1	
6	02112-0545B	·SCREW	1	

FIG.46

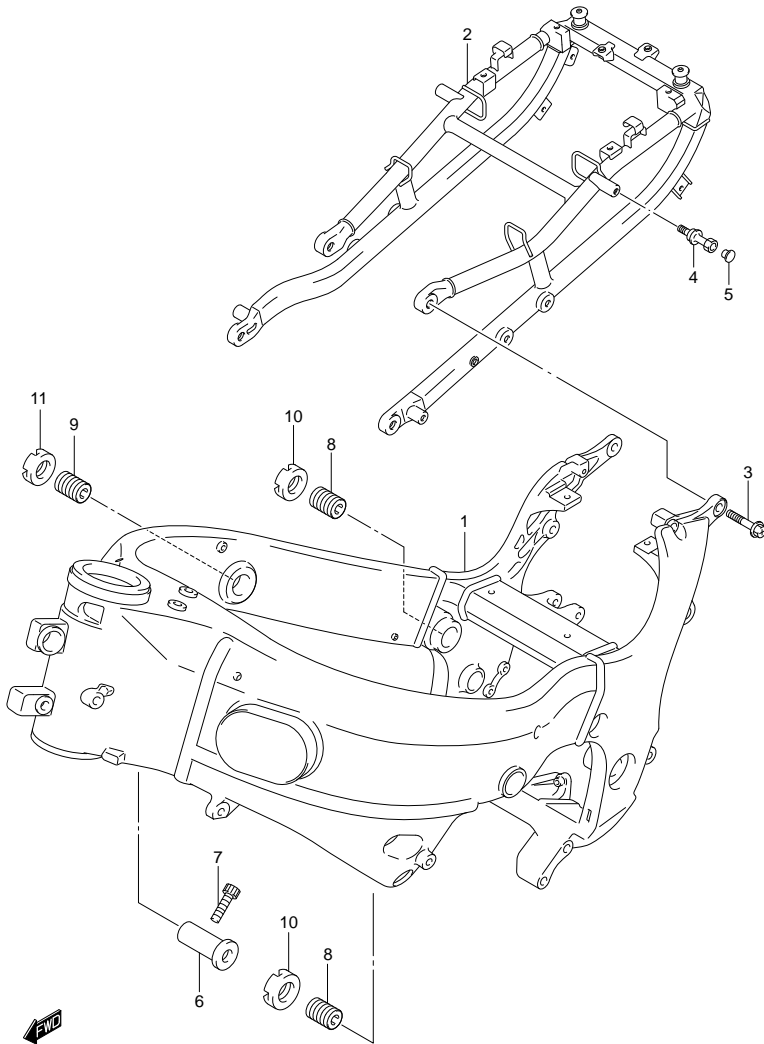


FIG.46 (1-E-15) FRAME

REF NO.	PART NO.	DESCRIPTION	Q'TY	REMARKS
1	41100-15H04-YAP	FRAME (BLACK)	1	
2	41200-15H00	RAIL, SEAT	1	
3	09103-10296	BOLT (10X30)	4	
4	46315-24F01	HOOK, SEAT RAIL	2	
5	09250-05009	CAP	2	
6	41911-33E10	SPACER, ENGINE MOUNT	1	
7	09106-08105	BOLT (8X30)	1	
8	41921-15H00	BOLT, CRANKCASE ADJUST	2	
9	41921-15H10	BOLT, CRANKCASE ADJUST	1	
10	41922-19F11	NUT, CRANK CASE ADJUST	2	
11	41922-33E10	NUT, CRANK CASE ADJUST	1	

FIG.47

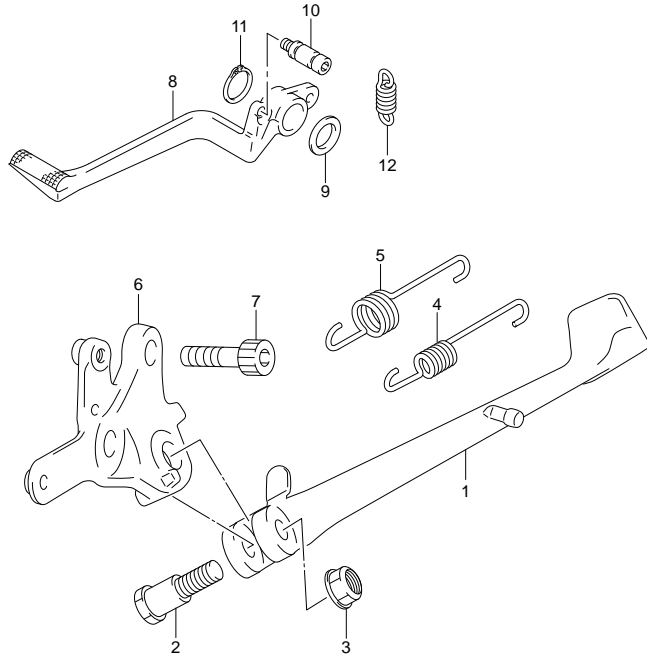


FIG.47 (1-F-2) STAND

REF NO.	PART NO.	DESCRIPTION	Q' TY	REMARKS
1	42310-24F00	STAND, PROP	1	
2	09111-10059	BOLT (10X21)	1	
3	09159-10103	NUT	1	
4	09443-14068	SPRING	1	
5	09443-19015	SPRING	1	
6	42330-24F01	BRACKET, PROP STAND	1	
7	09106-12003	BOLT (12X35)	2	
8	43111-24F00	PEDAL, BRAKE	1	
9	09160-18022	WASHER (18X24X1)	1	
10	43561-24F00	HOOK, RETURN SPRING	1	
11	08331-3118A	CLIP	1	
12	09443-13032	SPRING	1	

FIG.48

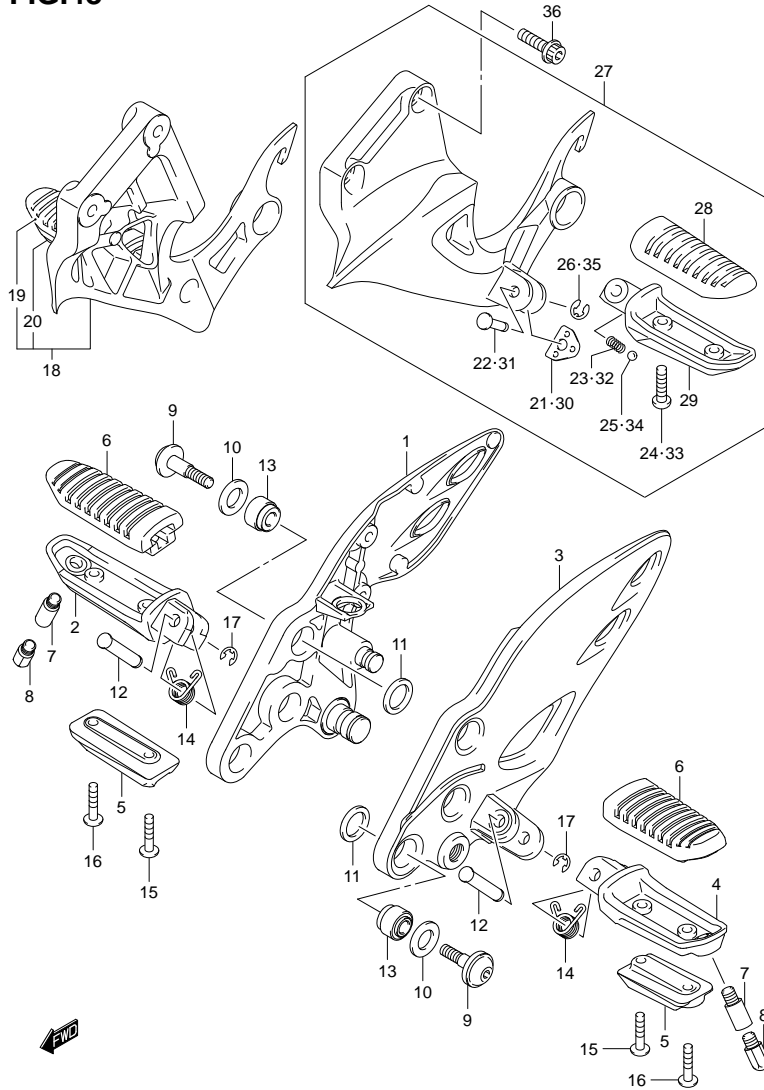


FIG.48 (1-F-3) FOOTREST

REF NO.	PART NO.	DESCRIPTION	Q'TY	REMARKS
1	43510-15H00	BRACKET, FRONT FOOTREST RH	1	
2	43511-44G10	BAR, FRONT FOOTREST RH	1	
3	43521-15H00	BRACKET, FRONT FOOTREST LH	1	
4	43521-44G10	BAR, FRONT FOOTREST LH	1	
5	43536-44G00	BALANCER, FRONT FOOTREST	2	
6	43550-44G10	RUBBER, FOOTREST	2	
7	43576-15H00	BOLT, BANK SENSOR	2	
8	43576-15H10	BOLT, BANK SENSOR	2	
9	09106-08147	BOLT (8X30)	6	
10	09161-13004	WASHER (13.7X24X2)	6	
11	09161-17002	WASHER (17.2X24X2.2)	6	
12	09208-08019	PIN	2	
13	09319-08045	BUSH	6	
14	09448-14046	SPRING	2	
15	02142-0525A	SCREW	2	
16	02142-0530A	SCREW	2	
17	08332-1106A	E RING	2	
18	43600-15H00	FOOTREST ASSY, PILLION RH	1	
19	43550-44G00	·RUBBER	1	
20	43611-44G00	·BAR, PILLION FOOTREST RH	1	
21	43816-01H10	·PLATE, PILLION FOOTREST	1	
22	09208-08020	·PIN	1	
23	09440-05003	·SPRING	1	
24	02142-0516A	·SCREW	2	
25	06111-07004	·BALL	1	
26	08332-1106A	·E RING	1	

FIG.48

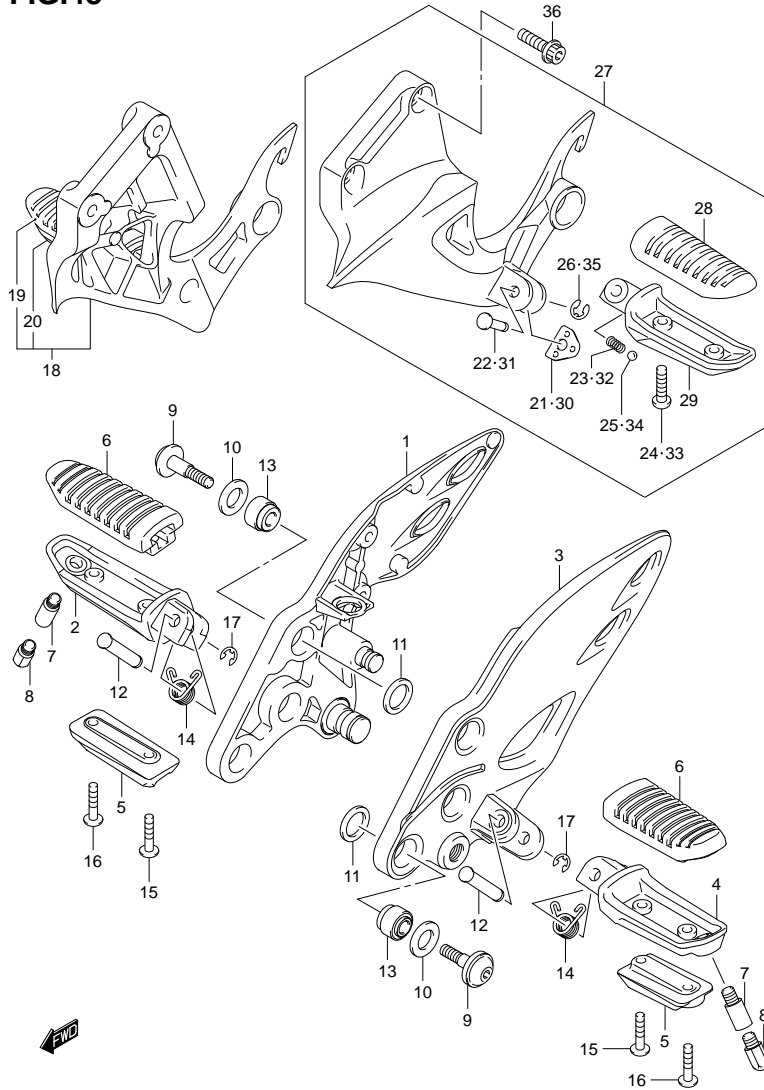


FIG.48 (1-F-4) FOOTREST

REF NO.	PART NO.	DESCRIPTION	Q'TY	REMARKS
27	43700-15H00	FOOTREST ASSY, PILLION LH	1	
28	43550-44G00	·RUBBER	1	
29	43621-44G00	·BAR, PILLION FOOTREST LH	1	
30	43816-01H10	·PLATE, PILLION FOOTREST	1	
31	09208-08020	·PIN	1	
32	09440-05003	·SPRING	1	
33	02142-0516A	·SCREW	2	
34	06111-07004	·BALL	1	
35	08332-1106A	·E RING	1	
36	09106-08121	BOLT (8X30)	4	

FIG.49

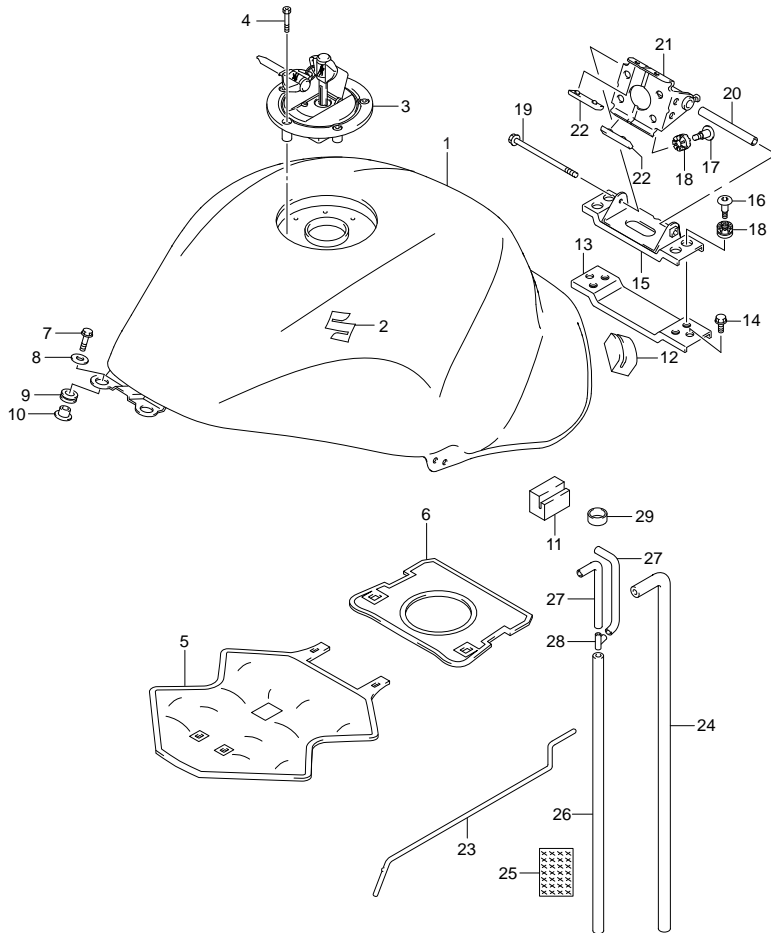


FIG.49 (1-F-5) FUEL TANK (GSX1300RL1 E28)

REF NO.	PART NO.	DESCRIPTION	Q'TY	REMARKS
1-1	44100-15H60-YAY	TANK ASSY, FUEL (BLACK)	1	
1-2	44100-15H60-YKZ	TANK ASSY, FUEL (BLUE)	1	
1-3	44100-15H60-YPA	TANK ASSY, FUEL (WHITE)	1	
2	68111-18G20	EMBLEM, "S"	2	
3	44200-16850	CAP SET, FUEL TANK	1	
4	09106-05017	BOLT (5X20)	3	
5	44191-15H00	SHIELD, FUEL TANK HEAT NO.1	1	
6	44191-15H10	SHIELD, FUEL TANK HEAT NO.2	1	
7	09139-06029	SCREW (6X25)	2	
8	09160-06054	WASHER (6.5X22X1.6)	2	
9	44511-16G00	CUSHION	2	
10	44512-16G00	SPACER	2	
11	44541-24F00	CUSHION, SIDE	2	
12	44543-15H00	CUSHION, REAR	2	
13	44555-15H00	BRACKET, REAR LOWER	1	
14	01550-0816A	BOLT	2	
15	44550-15H00	BRACKET, REAR UPPER	1	
16	09139-06191	SCREW (6X22)	4	
17	09139-06191	SCREW (6X22)	4	
18	09320-08071	CUSHION	8	
19	07120-0695B	BOLT	1	
20	44561-18G00	SPACER, JOINT	1	
21	44530-15H00	BRACKET, REAR FRONT	1	
22	45149-44G00	CUSHION, BRACKET	2	
23	44574-35F00	STAY	1	
24	44423-15H00	HOSE, DRAIN	1	
25	44427-15H00	SHIELD, DRAIN HOSE HEAT	1	
26	44424-15H00	HOSE, BREATHER	1	
27	44424-15H10	HOSE, BREATHER NO.2	2	
28	09367-06007	3 WAY	1	
29	09352-12163-600	HOSE (12X16X600)	1	L:600→10



FIG.50

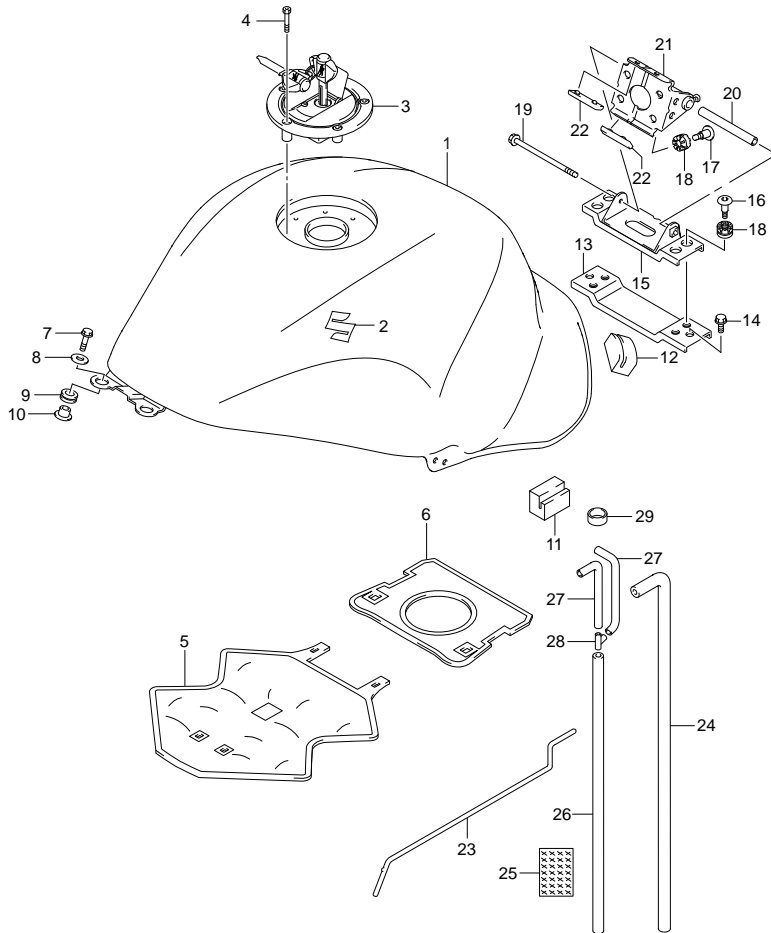


FIG.50 (1-F-6) FUEL TANK (GSX1300RL1 E3)

REF NO.	PART NO.	DESCRIPTION	Q'TY	REMARKS
1-1	44100-15H60-YAY	TANK ASSY, FUEL (BLACK)	1	
1-2	44100-15H60-YKZ	TANK ASSY, FUEL (BLUE)	1	
1-3	44100-15H60-YPA	TANK ASSY, FUEL (WHITE)	1	
2	68111-18G20	EMBLEM, "S"	2	
3	44200-16850	CAP SET, FUEL TANK	1	
4	09106-05017	BOLT (5X20)	3	
5	44191-15H00	SHIELD, FUEL TANK HEAT NO.1	1	
6	44191-15H10	SHIELD, FUEL TANK HEAT NO.2	1	
7	09139-06029	SCREW (6X25)	2	
8	09160-06054	WASHER (6.5X22X1.6)	2	
9	44511-16G00	CUSHION	2	
10	44512-16G00	SPACER	2	
11	44541-24F00	CUSHION, SIDE	2	
12	44543-15H00	CUSHION, REAR	2	
13	44555-15H00	BRACKET, REAR LOWER	1	
14	01550-0816A	BOLT	2	
15	44550-15H00	BRACKET, REAR UPPER	1	
16	09139-06191	SCREW (6X22)	4	
17	09139-06191	SCREW (6X22)	4	
18	09320-08071	CUSHION	8	
19	07120-0695B	BOLTT	1	
20	44561-18G00	SPACER, JOINT	1	
21	44530-15H00	BRACKET, REAR FRONT	1	
22	45149-44G00	CUSHION, BRACKET	2	
23	44574-35F00	STAY	1	
24	44423-15H00	HOSE, DRAIN	1	
25	44427-15H00	SHIELD, DRAIN HOSE HEAT	1	
26	44424-15H00	HOSE, BREATHER	1	
27	44424-15H10	HOSE, BREATHER NO.2	2	
28	09367-06007	3 WAY	1	
29	09352-12163-600	HOSE (12X16X600)	1	L:600→10



FIG.51

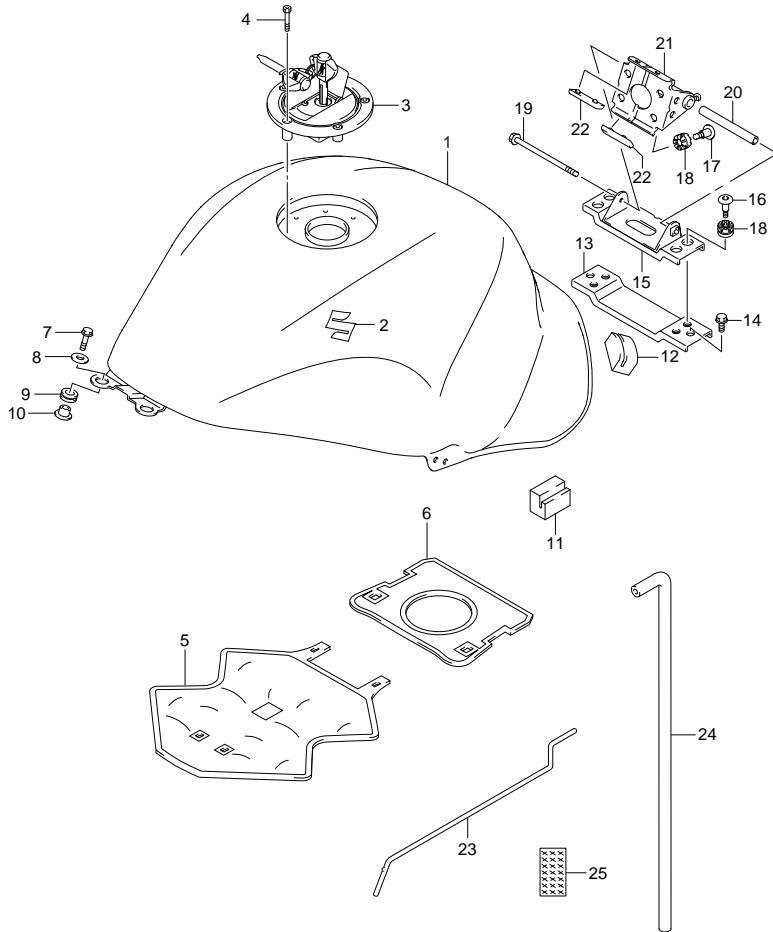


FIG.51 (1-F-7) FUEL TANK (GSX1300RL1 E33)

REF NO.	PART NO.	DESCRIPTION	Q'TY	REMARKS
1-1	44100-15H80-YAY	TANK ASSY, FUEL (BLACK)	1	
1-2	44100-15H80-YKZ	TANK ASSY, FUEL (BLUE)	1	
1-3	44100-15H80-YPA	TANK ASSY, FUEL (WHITE)	1	
2	68111-18G20	EMBLEM, "S"	2	
3	44200-16870	CAP SET, FUEL TANK	1	
4	09106-05017	BOLT (5X20)	3	
5	44191-15H00	SHIELD, FUEL TANK HEAT NO.1	1	
6	44191-15H10	SHIELD, FUEL TANK HEAT NO.2	1	
7	09139-06029	SCREW (6X25)	2	
8	09160-06084	WASHER (6.5X18X1.6)	2	
9	44511-16G00	CUSHION	2	
10	44512-16G00	SPACER	2	
11	44541-24F00	CUSHION, SIDE	2	
12	44543-15H00	CUSHION, REAR	2	
13	44555-15H00	BRACKET, REAR LOWER	1	
14	01550-0816A	BOLT	2	
15	44550-15H00	BRACKET, REAR UPPER	1	
16	09139-06191	SCREW (6X22)	4	
17	09139-06191	SCREW (6X22)	4	
18	09320-08071	CUSHION	8	
19	07120-0695B	BOLT	1	
20	44561-18G00	SPACER, JOINT	1	
21	44530-15H00	BRACKET, REAR FRONT	1	
22	45149-44G00	CUSHION, BRACKET	2	
23	44574-35F00	STAY	1	
24	44423-15H00	HOSE, DRAIN	1	
25	44427-15H10	SHIELD, DRAIN HOSE HEAT	1	

FIG.52

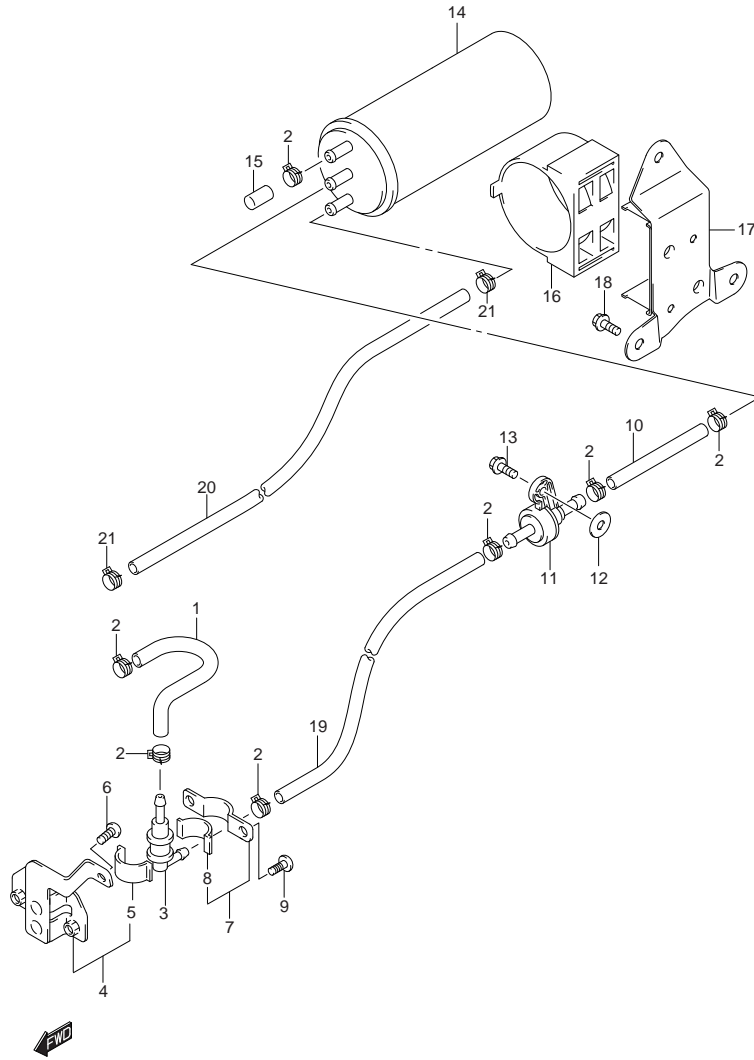


FIG.52 (1-F-8) EVAP SYSTEM (GSX1300RL1 E33)

REF NO.	PART NO.	DESCRIPTION	Q'TY	REMARKS
1	44434-15H00	HOSE, TANK & VALVE	1	
2	09401-11413	CLIP	7	
3	44240-17C00	VALVE, BREATHER	1	
4	44890-24F00	PLATE, BREATHER VALVE	1	
5	44894-24A00	·CUSHION	1	
6	02142-0610B	SCREW	1	
7	44892-24A00	PLATE, VALVE NO.2	1	
8	44894-24A00	·CUSHION	1	
9	02142-0408B	SCREW	2	
10	44435-15H00	HOSE, 2 WAY & BREATHER VALVE	1	
11	44240-24F00	VALVE, 2 WAY BRTHR & CANISTER	1	
12	09160-06077	WASHER (6.5X20X1.2)	1	
13	01550-0616B	BOLT	1	
14	17210-15H00	CANISTER	1	
15	09251-07005	CAP	1	
16	44883-06G00	CUSHION, CANISTER	1	
17	44880-15H00	BRACKET, CANISTER	1	
18	01550-0612B	BOLT, BRACKET	2	
19	44437-15H00	HOSE, CANISTER & 2 WAY VALVE	1	
20	09359-54113-700	HOSE	1	
21	09401-12404	CLIP	2	

FIG.53

FIG.53 (1-F-9) FRAME COVER

REF NO.	PART NO.	DESCRIPTION	Q'TY	REMARKS
1-1	47110-15H10-YAY	COVER, FRAME RH (BLACK)	1	
1-2	47110-15H10-YKZ	COVER, FRAME RH (BLUE)	1	
1-3	47110-15H10-YPA	COVER, FRAME RH (WHITE)	1	
2-1	68135-15H20-HUZ	·TAPE, RH	1	FOR YAY
2-2	68135-15H20-JFF	·TAPE, RH	1	FOR YKZ
2-3	68135-15H20-HWV	·TAPE, RH	1	FOR YPA
3	47511-15H00	·CUSHION	2	
4-1	47210-15H10-YAY	COVER, FRAME LH (BLACK)	1	
4-2	47210-15H10-YKZ	COVER, FRAME LH (BLUE)	1	
4-3	47210-15H10-YPA	COVER, FRAME LH (WHITE)	1	
5-1	68145-15H20-HUZ	·TAPE, LH	1	FOR YAY
5-2	68145-15H20-JFF	·TAPE, LH	1	FOR YKZ
5-3	68145-15H20-HWV	·TAPE, LH	1	FOR YPA
6	47511-15H00	·CUSHION	2	
7	09320-06016	CUSHION	4	
8	09148-04034	NUT	2	
9-1	47310-15H20-YAY	COVER, FRAME CENTER (BLACK)	1	
9-2	47310-15H20-YKZ	COVER, FRAME CENTER (BLUE)	1	
9-3	47310-15H20-YPA	COVER, FRAME CENTER (WHITE)	1	
10-1	68641-19F00-YD8	·EMBLEM (SILVER)	2	FOR YAY,YKZ
10-2	68281-24F10-019	·EMBLEM (BLACK)	2	FOR YPA
11	47312-15H00	·TAPE, CENTER	2	
12	45516-01H00	·CUSHION	4	
13	09136-05062	SCREW (5X15)	6	
14	09320-09016	CUSHION	2	
15	09139-06126	SCREW (6X20)	2	

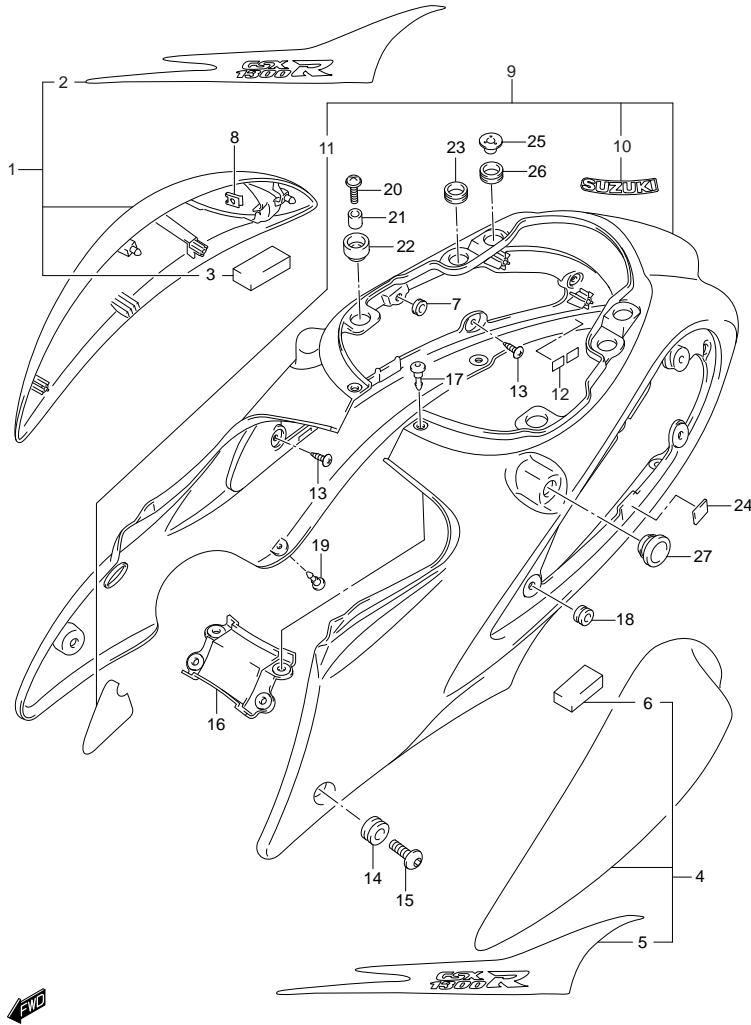


FIG.53

FIG.53 (1-F-10) FRAME COVER

REF NO.	PART NO.	DESCRIPTION	Q'TY	REMARKS
16-1	47411-15H00-YAY	LID, CENTER (BLACK)	1	
16-2	47411-15H00-YKZ	LID, CENTER (BLUE)	1	
16-3	47411-15H00-YPA	LID, CENTER (WHITE)	1	
17	09409-06314-5PK	CLIP	4	
18	09320-09016	CUSHION	6	
19	09409-06329	CLIP	4	
20	09136-06105	SCREW (6X20)	2	
21	09180-06288	SPACER (6.5X10X11)	2	
22	47115-16G00	CUSHION, UPPER FRONT	2	
23	47191-24F00	CUSHION, UPPER CENTER	2	
24	33651-37000	CUSHION, LOWER	2	
25	47190-24F21	WASHER, UPPER REAR	2	
26	47191-24F30	CUSHION, UPPER REAR	2	
27	47191-24F20	SPACER, SIDE CENTER	2	

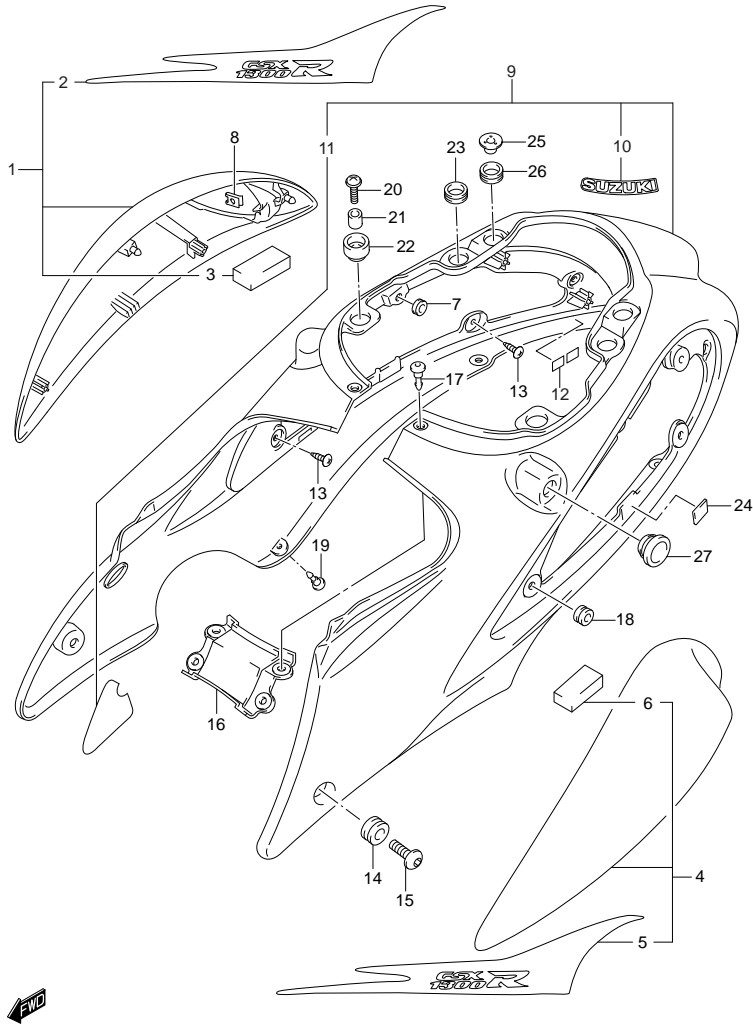


FIG.54

FIG.54 (1-F-11) FRONT FENDER

REF NO.	PART NO.	DESCRIPTION	QTY	REMARKS
1-1	53100-15H00-YAY	FENDER, FRONT (BLACK)	1	
1-2	53100-15H00-YKZ	FENDER, FRONT (BLUE)	1	
1-3	53100-15H00-YPA	FENDER, FRONT (WHITE)	1	
2	53331-15H00	·MUDGUARD, FRONT FENDER	1	
3	94424-05H00	·CUSHION	1	
4	09139-06129	·SCREW (6X16)	3	
5	09160-06129	·WASHER (6.5X16X1)	3	
6	08319-3106A	·NUT	3	
7	09139-06131	SCREW (6X16)	4	
8	09320-09016	CUSHION	2	
9	09139-06146	SCREW (6X16)	2	

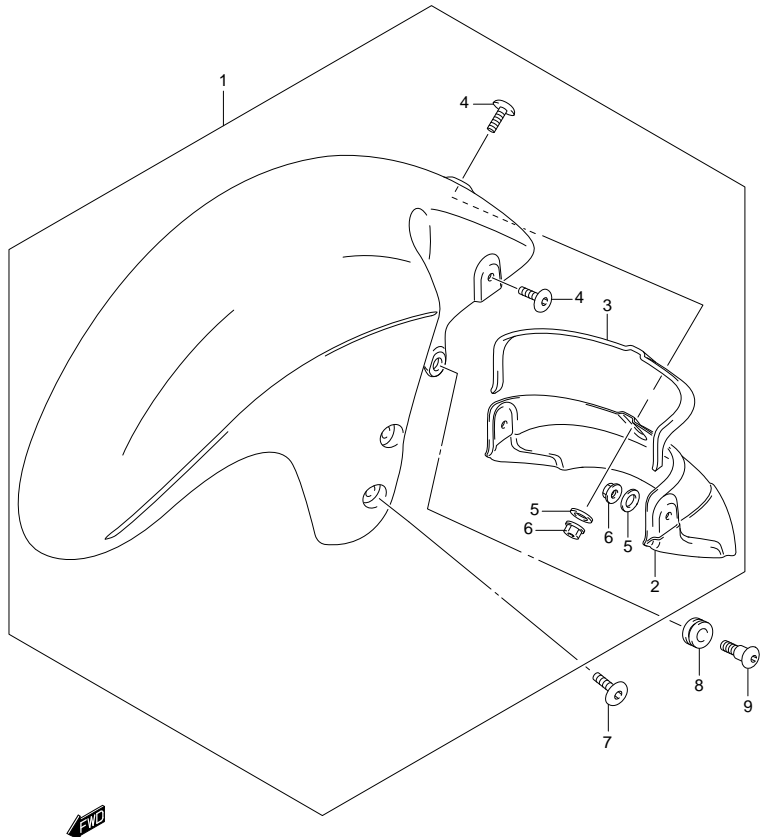


FIG.55

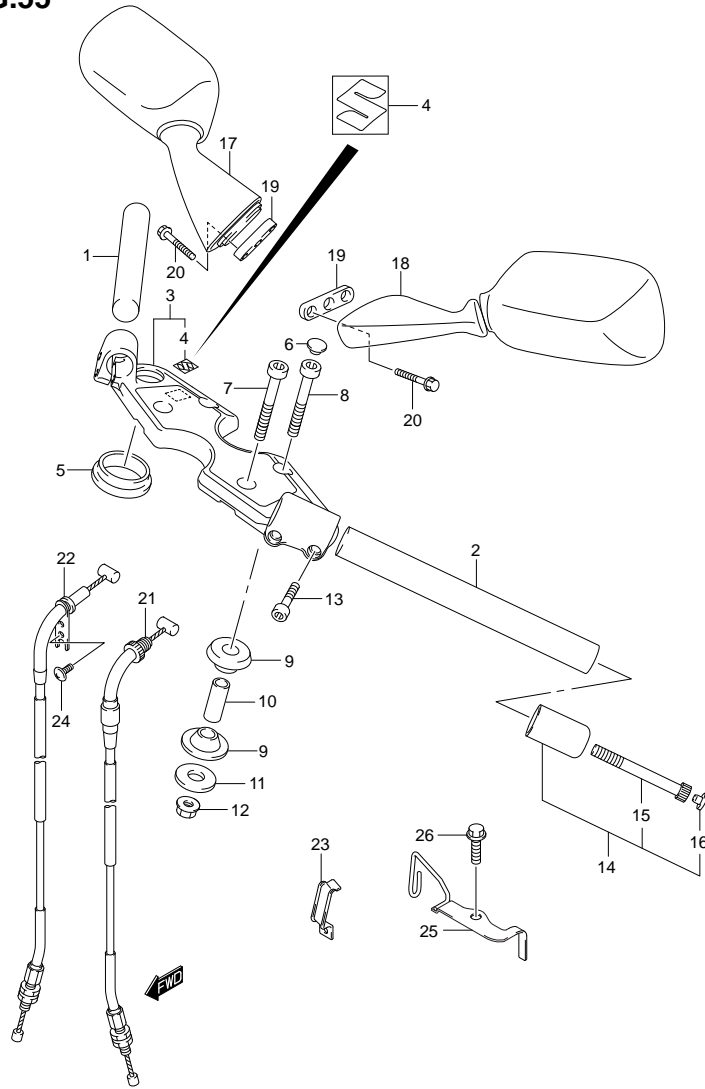


FIG.55 (1-F-12) HANDLEBAR

REF NO.	PART NO.	DESCRIPTION	Q'TY	REMARKS
1	56111-15H00	HANDLEBAR, RH	1	
2	56151-15H00	HANDLEBAR, LH	1	
3	56210-15H00	HOLDER, HANDLE	1	
4	68281-35F00	·EMBLEM	1	
5	56247-24F00	CUSHION, HANDLE HOLDER	2	
6	56246-24F00	CAP, BOLT	4	
7	07130-1065B	BOLT	2	
8	07130-1060A	BOLT	2	
9	56240-01D00	CUSHION	8	
10	56243-01D00	SPACER	4	
11	09160-10094	WASHER (10.5X30X3.2)	4	
12	08319-3110A	NUT	4	
13	09106-06090	BOLT (6X25)	4	
14	56200-15830	BALANCER SET, HANDLEBAR	2	
15	07130-0660B	·BOLT	2	
16	09250-05009	·CAP	2	
17	56500-24F00	MIRROR ASSY, REAR VIEW RH	1	
18	56600-24F00	MIRROR ASSY, REAR VIEW LH	1	
19	94576-24F00	CUSHION	2	
20	01547-0630B	BOLT	4	
21	58300-15H00	CABLE ASSY, THROTTLE NO.1	1	
22	58300-15H10	CABLE ASSY, THROTTLE NO.2	1	
23	58623-24F10	GUIDE, CABLE	1	
24	09125-05042	SCREW (5X10)	1	
25	58620-15H00	GUIDE, CABLE	1	
26	01547-0612B	BOLT	1	

FIG.56

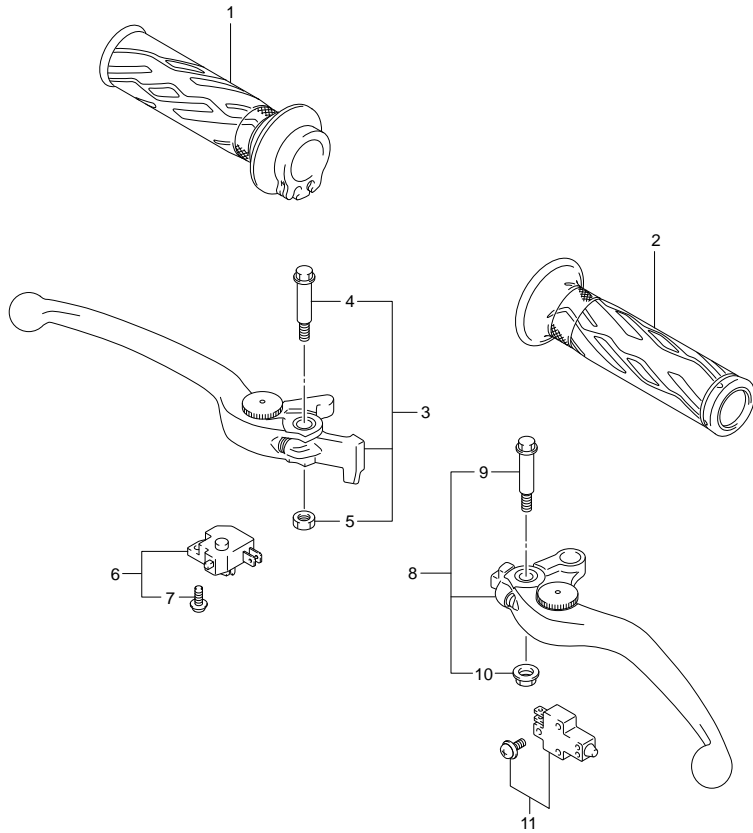


FIG.56 (1-F-13) HANDLE LEVER

REF NO.	PART NO.	DESCRIPTION	Q' TY	REMARKS
1	57110-21H01	GRIP, THROTTLE	1	
2	57211-21H00	GRIP, L	1	
3	57300-10G31	LEVER ASSY, BRAKE	1	
4	57431-17H01	·BOLT, LEVER PIVOT	1	
5	08319-2106A	·NUT	1	
6	57460-17C11	SWITCH ASSY, FRONT BRAKE	1	
7	57465-17C00	·SCREW	1	
8	57500-24F21	LEVER ASSY, CLUTCH	1	
9	57431-17H01	·BOLT, LEVER PIVOT	1	
10	08316-1606B	·NUT	1	
11	57560-02FA0	SWITCH ASSY, CLUTCH	1	



FIG.57

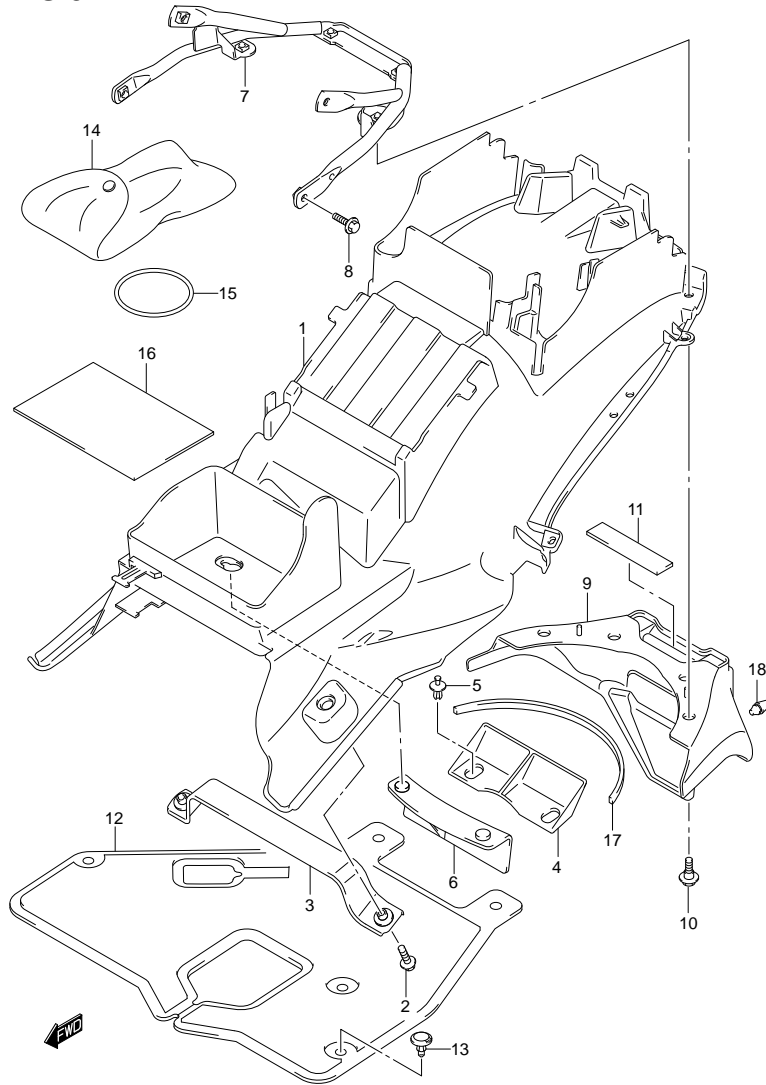


FIG.57 (1-F-14) REAR FENDER

REF NO.	PART NO.	DESCRIPTION	Q'TY	REMARKS
1	63111-15H00-291	FENDER, REAR (BLACK)	1	
2	01550-0616A	BOLT	2	
3	63130-15H00	BRACKET, FRONT	1	
4	63411-24F00	MUDGUARD, REAR	1	
5	09409-07333	CLIP	2	
6	63421-24F00	MUDGUARD, REAR UPPER	1	
7	63120-15H00	BRACKET, REAR FENDER	1	
8	01550-0616A	BOLT	4	
9	63112-15H00-291	FENDER, REAR (BLACK)	1	
10	09111-06099	BOLT (6X16)	4	
11	33652-49000	CUSHION	1	
12	47851-15H00	SHIELD, INNER	1	
13	94479-35F00	CLIP	1	
14	09800-21039	TOOL ASSY	1	
15	09280-61002	O RING (D:3.5,ID:61)	1	
16	63113-15H00	CUSHION, FENDER	1	
17	63192-16GA0	CUSHION, COVER	1	
18	09321-06028	CUSHION, LICENSE PLATE	1	

FIG.58

FIG.58 (1-F-15) COWLING BODY

REF NO.	PART NO.	DESCRIPTION	Q'TY	REMARKS
1-1	94401-15H20-YAY	BODY, COWLING (BLACK)	1	
1-2	94401-15H20-YKZ	BODY, COWLING (BLUE)	1	
1-3	94401-15H20-YPA	BODY, COWLING (WHITE)	1	
2-1	68270-15H20-HUZ	·TAPE SET	1	FOR YAY
2-2	68270-15H20-JFF	·TAPE SET	1	FOR YKZ
2-3	68270-15H20-YWB	·TAPE SET	1	FOR YPA
3-1	68281-24F10-YD8	·EMBLEM (SILVER)	1	FOR YAY,YKZ
3-2	68281-24F10-019	·EMBLEM (BLACK)	1	FOR YPA
4	09139-05077	SCREW (5X16)	2	
5	09132-05053	SCREW (5X16)	2	
6	94611-15H00	WINDSCREEN	1	
7	09139-05025	SCREW (5X14)	2	
8	08322-0105B	WASHER	2	
9	09159-05019	NUT	2	
10	94458-15H00	COVER, LOWER BRACKET	1	
11	09111-06107	BOLT	2	
12	94419-15H00	COVER, BODY COWL	1	
13	36930-60A10	CUSHION, COVER	2	
14	09409-06314-5PK	CLIP (BLACK)	6	
15	94461-15H00	COWL, INNER RH	1	
16	94462-15H00	COWL, INNER LH	1	
17	94463-15H00	CUSHION, LH	1	

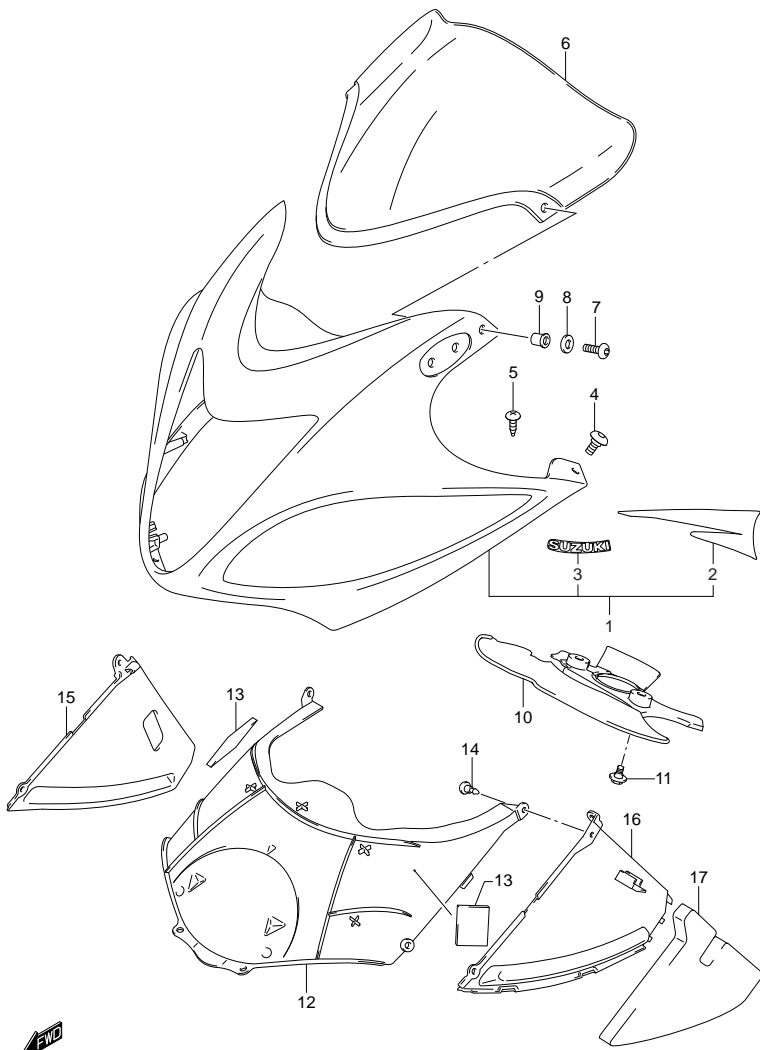
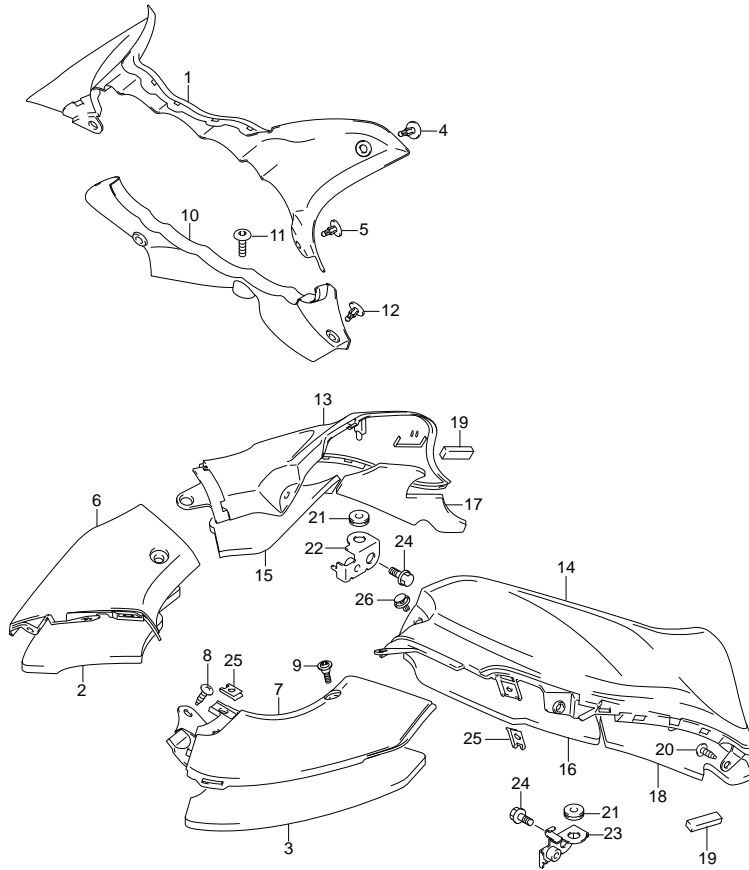


FIG.59



GSX1300RL1 E03 E28_059
METER PANEL

FIG.59 (1-G-2) METER PANEL

REF NO.	PART NO.	DESCRIPTION	Q'TY	REMARKS
1	94424-15H00	PANEL, METER UPPER	1	
2	94643-15H00	CUSHION, RH	1	
3	94644-15H00	CUSHION, LH	1	
4	09409-06314-5PK	CLIP (BLACK)	2	
5	09409-07333	CLIP	2	
6	94641-15H00	PANEL, METER RH	1	
7	94651-15H00	PANEL, METER LH	1	
8	03241-1516B	SCREW	2	
9	09139-05504	SCREW (5X16)	2	
10	94425-15H00	PANEL, METER REAR	1	
11	09139-05503	SCREW (5X13)	1	
12	09409-08327	CLIP	2	
13	94621-15H00	PANEL, SIDE RH	1	
14	94631-15H00	PANEL, SIDE LH	1	
15	94622-15H00	CUSHION, FRONT RH	1	
16	94632-15H00	CUSHION, FRONT LH	1	
17	94623-15H00	CUSHION, REAR RH	1	
18	94633-15H00	CUSHION, REAR LH	1	
19	33652-02H00	CUSHION	2	
20	09132-05053	SCREW (5X16)	6	
21	09320-08018	CUSHION	2	
22	94520-24F00	BRACKET, RH	1	
23	94530-24F00	BRACKET, LH	1	
24	01550-0620B	BOLT	2	
25	94484-24F00	NUT	2	
26	09409-07332	CLIP	2	

GSX1300RL1 E3/E28

FIG.60

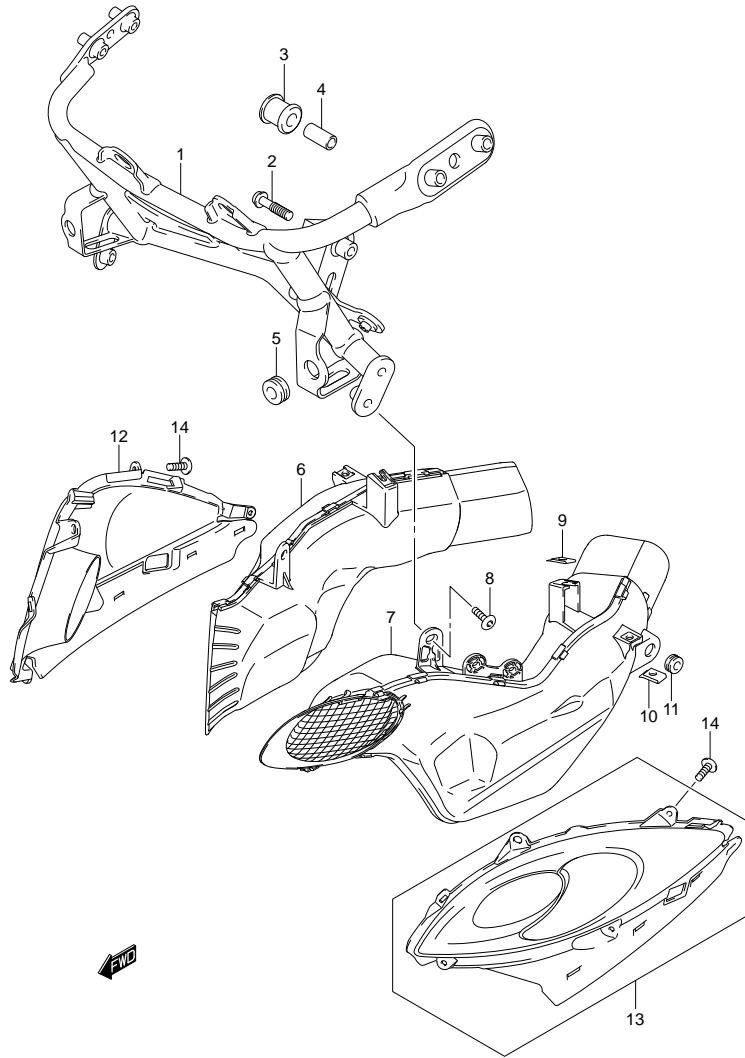


FIG.60 (1-G-3) AIR INTAKE PIPE

REF NO.	PART NO.	DESCRIPTION	Q'TY	REMARKS
1	94510-15H00	BRACE, COWLING	1	
2	09103-08367	BOLT (8X40)	2	
3	94541-41C00	CUSHION, UPPER	1	
4	09180-08215	SPACER (8.6X12.2X26.5)	1	
5	09320-08028	CUSHION	2	
6	94420-15H00	PIPE, INTAKE RH	1	
7	94430-15H00	PIPE, INTAKE LH	1	
8	94423-15H00	SCREW	2	
9	94484-24F00	NUT, METER PANEL	2	
10	09148-05038	NUT	2	
11	09320-08028	CUSHION	2	
12-1	94671-15H00-YAY	COVER, INTAKE RH (BLACK)	1	
12-2	94671-15H00-YKZ	COVER, INTAKE RH (BLUE)	1	
12-3	94671-15H00-YPA	COVER, INTAKE RH (WHITE)	1	
13-1	94681-15H00-YAY	COVER, INTAKE LH (BLACK)	1	
13-2	94681-15H00-YKZ	COVER, INTAKE LH (BLUE)	1	
13-3	94681-15H00-YPA	COVER, INTAKE LH (WHITE)	1	
14	09132-05053	SCREW (5X16)	8	

FIG.61

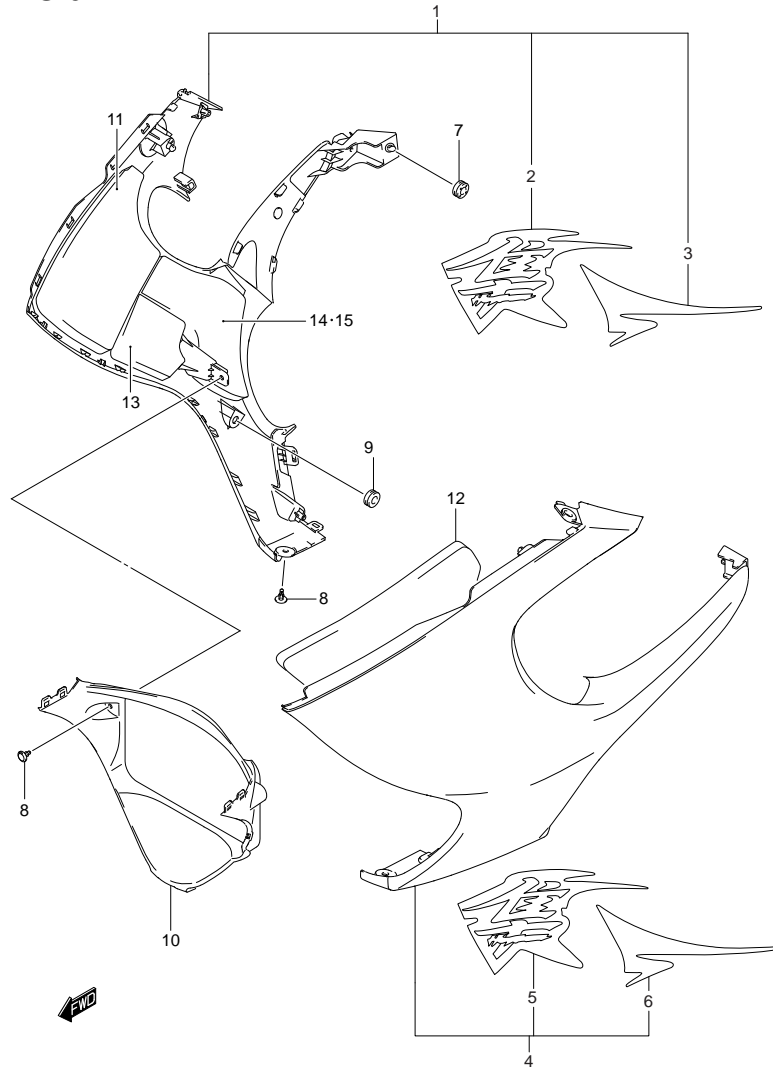


FIG.61 (1-G-4) SIDE COWLING

REF NO.	PART NO.	DESCRIPTION	Q'TY	REMARKS
1-1	94450-15H21-YAY	COWLING, SIDE RH (BLACK)	1	
1-2	94450-15H21-YKZ	COWLING, SIDE RH (BLUE)	1	
1-3	94450-15H21-YPA	COWLING, SIDE RH (WHITE)	1	
2-1	68685-15H00-HWW	·TAPE, UPPER RH	1	FOR YAY
2-2	68685-15H00-JFG	·TAPE, UPPER RH	1	FOR YKZ
2-3	68685-15H00-HWZ	·TAPE, UPPER RH	1	FOR YPA
3-1	68685-15H10-HUZ	·TAPE, LOWER RH	1	FOR YAY
3-2	68685-15H10-JFF	·TAPE, LOWER RH	1	FOR YKZ
3-3	68685-15H10-YWB	·TAPE, LOWER RH	1	FOR YPA
4-1	94460-15H21-YAY	COWLING, SIDE LH (BLACK)	1	
4-2	94460-15H21-YKZ	COWLING, SIDE LH (BLUE)	1	
4-3	94460-15H21-YPA	COWLING, SIDE LH (WHITE)	1	
5-1	68695-15H00-HWW	·TAPE, UPPER LH	1	FOR YAY
5-2	68695-15H00-JFG	·TAPE, UPPER LH	1	FOR YKZ
5-3	68695-15H00-HWZ	·TAPE, UPPER LH	1	FOR YPA
6-1	68695-15H10-HUZ	·TAPE, LOWER LH	1	FOR YAY
6-2	68695-15H10-JFF	·TAPE, LOWER LH	1	FOR YKZ
6-3	68695-15H10-YWB	·TAPE, LOWER LH	1	FOR YPA
7	09320-08028	CUSHION	2	
8	94479-35F00	CLIP	2	
9	09321-10018	CUSHION, LOWER	2	
10	94498-15H00	COWLING, UNDER CENTER	1	
11	94476-15H00	CUSHION, SIDE UPPER RH	1	
12	94486-15H00	CUSHION, SIDE UPPER LH	1	
13	94476-15H10	CUSHION, SIDE LOWER	2	
14	94474-15H00	SHIELD, SIDE RH	1	
15	94484-15H00	SHIELD, SIDE LH	1	

FIG.62

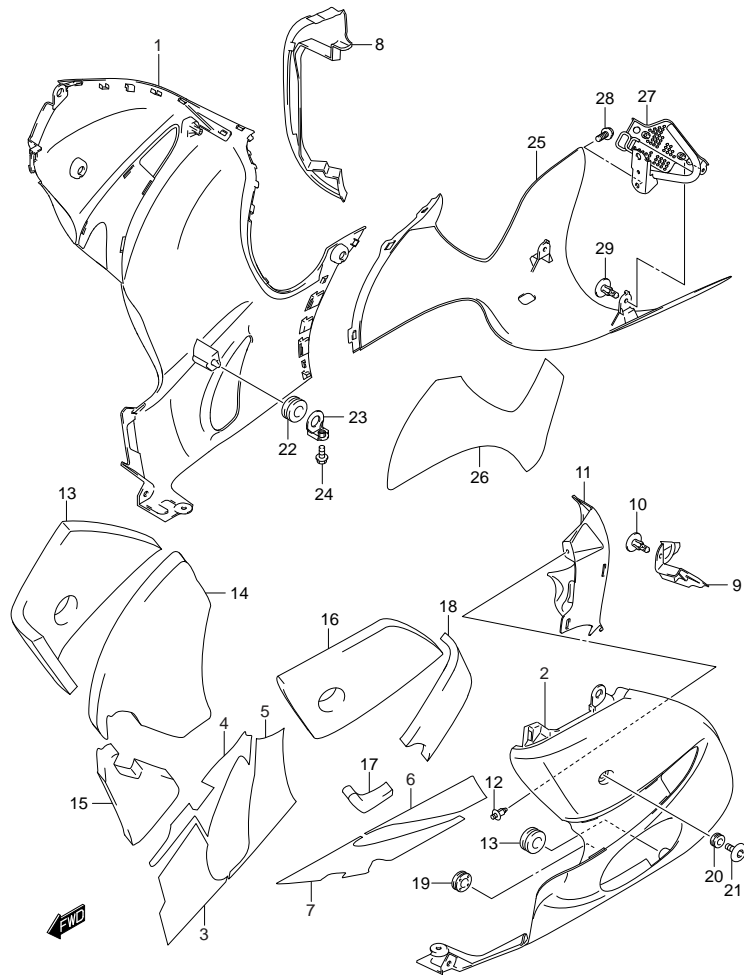


FIG.62 (1-G-5) UNDER COWLING

REF NO.	PART NO.	DESCRIPTION	Q' TY	REMARKS
1-1	94470-15H20-YAY	COWLING, UNDER RH (BLACK)	1	
1-2	94470-15H20-YKZ	COWLING, UNDER RH (BLUE)	1	
1-3	94470-15H20-YPA	COWLING, UNDER RH (WHITE)	1	
2-1	94480-15H20-YAY	COWLING, UNDER LH (BLACK)	1	
2-2	94480-15H20-YKZ	COWLING, UNDER LH (BLUE)	1	
2-3	94480-15H20-YPA	COWLING, UNDER LH (WHITE)	1	
3	94472-15H00	·SHIELD, HEAT RH NO.1	1	
4	94472-15H20	·SHIELD, HEAT RH NO.3	1	
5	94472-15H10	·SHIELD, HEAT RH NO.2	1	
6	94482-15H00	·SHIELD, HEAT FRONT LH	1	
7	94482-15H10	·SHIELD, HEAT REAR LH	1	
8	94475-15H00	PROTECTOR, RH	1	
9	94485-15H00	PROTECTOR, RH	1	
10	94479-35F00	CLIP, LH	1	
11	94489-15H00	COVER, UNDER LH	1	
12	09409-06314-5PK	CLIP, (BLACK)	1	LH
13	94478-15H00	CUSHION, UNDER COWL,RH NO.1	1	
14	94478-15H10	CUSHION, UNDER COWL,RH NO.2	1	
15	94478-15H20	CUSHION, UNDER COWL,RH NO.3	1	
16	94488-15H00	CUSHION, UNDER COWL,LH NO.1	1	
17	94488-15H10	CUSHION, UNDER COWL,LH NO.2	1	
18	94488-15H20	CUSHION, UNDER COWL,LH NO.3	1	
19	94479-15H00	CUSHION, LH	1	
20	09320-09016	CUSHION	3	
21	09139-06126	SCREW (6X20)	4	
22	09320-08028	CUSHION	2	
23	94560-15H00	PLATE, UNDER COWL	2	
24	01550-0612B	BOLT	2	

FIG.62

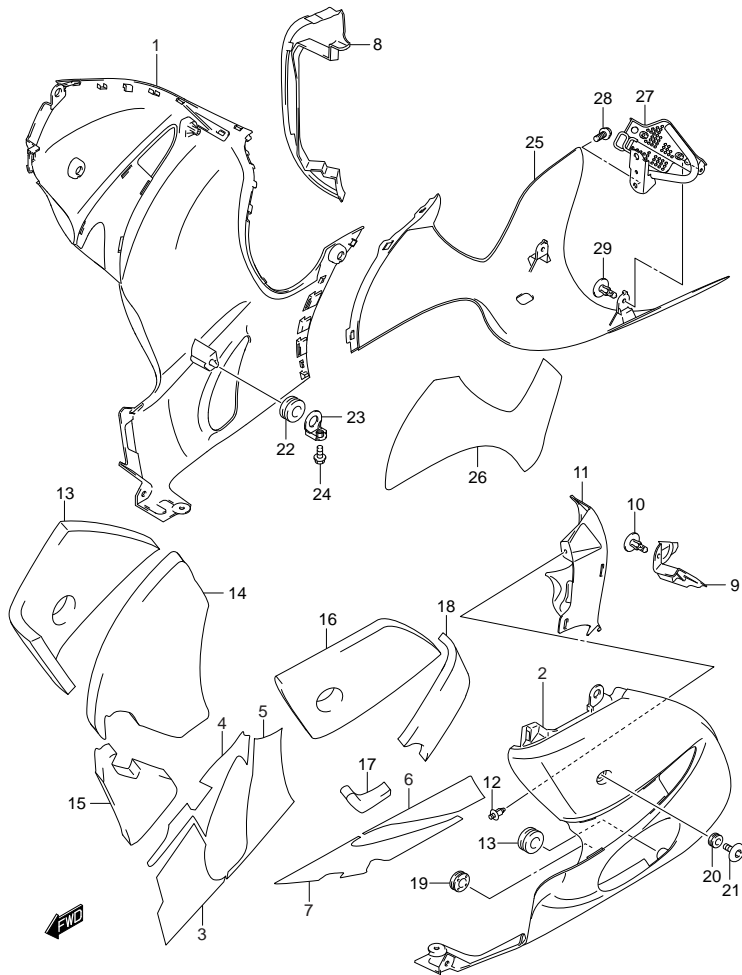


FIG.62 (1-G-6) UNDER COWLING

REF NO.	PART NO.	DESCRIPTION	Q' TY	REMARKS
25-1	94661-15H00-YAY	COWLING, UNDER REAR (BLACK)	1	
25-2	94661-15H00-YKZ	COWLING, UNDER REAR (BLUE)	1	
25-3	94661-15H00-YPA	COWLING, UNDER REAR (WHITE)	1	
26	94667-15H00	SHIELD, HEAT	1	
27	94540-15H00	BRACKET, REAR COWLING	1	
28	01550-0816B	BOLT	2	
29	94479-35F00	CLIP	2	

FIG.63

FIG.63 (1-G-7) LABEL (GSX1300RL1 E28)

REF NO.	PART NO.	DESCRIPTION	Q'TY	REMARKS
1	68319-29F10	LABEL, WARNING (EN/FR)	1	
2-1	68922-29F00	LABEL, SCREEN (ENGLISH)	1	
2-2	68922-29F30	LABEL, SCREEN (FRENCH)	1	
3	68332-24F50	LABEL, TIRE	1	
4	68613-24F00	LABEL, STEERING	1	
5	18803-40F10	LABEL, FUEL INFORMATION	1	
6-1	99011-15H53-01A	MANUAL, OWNER'S (ENGLISH)	1	NOT ILLUSTRATED
6-2	99011-15H53-01F	MANUAL, OWNER'S (FRENCH)	1	NOT ILLUSTRATED

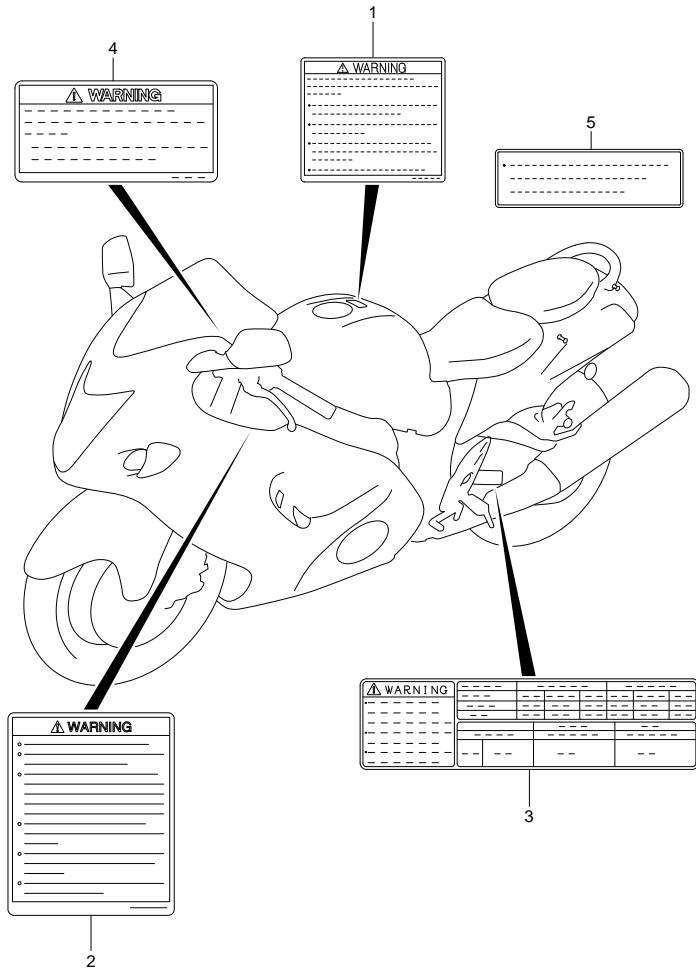


FIG.64

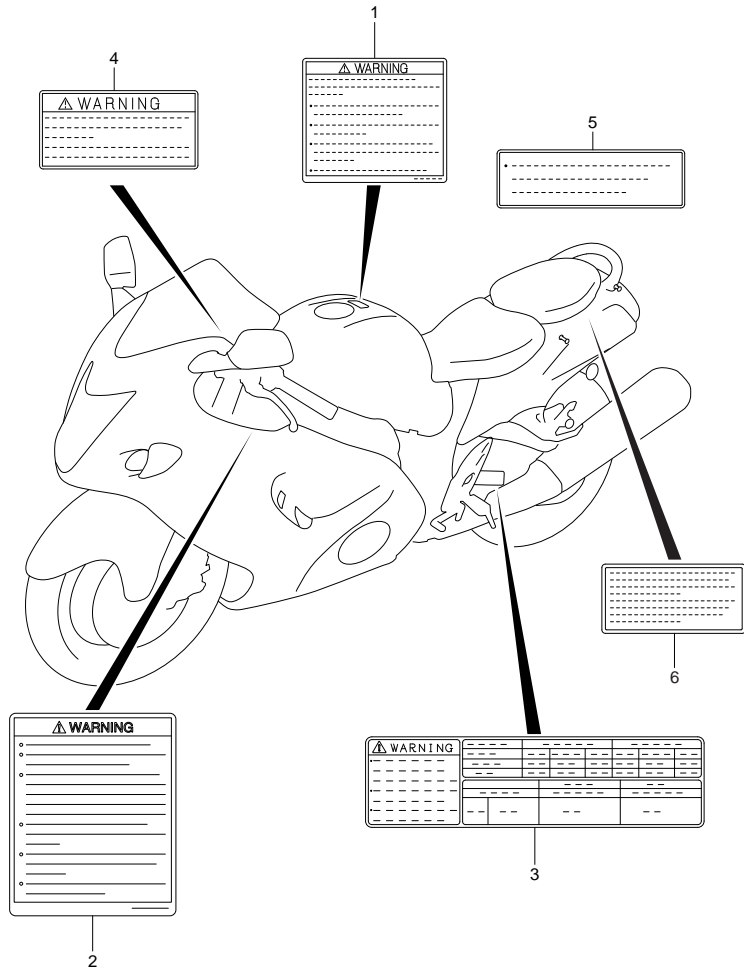


FIG.64 (1-G-8) LABEL (GSX1300RL1 E3)

REF NO.	PART NO.	DESCRIPTION	Q'TY	REMARKS
1	68319-29F00	LABEL, WARNING (ENGLISH)	1	
2	68922-29F00	LABEL, SCREEN (ENGLISH)	1	
3	68332-24F60	LABEL, TIRE	1	
4	68613-18E00	LABEL, STEERING	1	
5	18803-02F01	LABEL, FUEL INFORMATION	1	
6	68353-26E02	LABEL, MANUAL NOTICE	1	
7	99014-20631-03A	MANUAL, SAFETY	1	NOT ILLUSTRATED
8	99011-15H53-03A	MANUAL, OWNER'S (ENGLISH)	1	NOT ILLUSTRATED

FIG.65

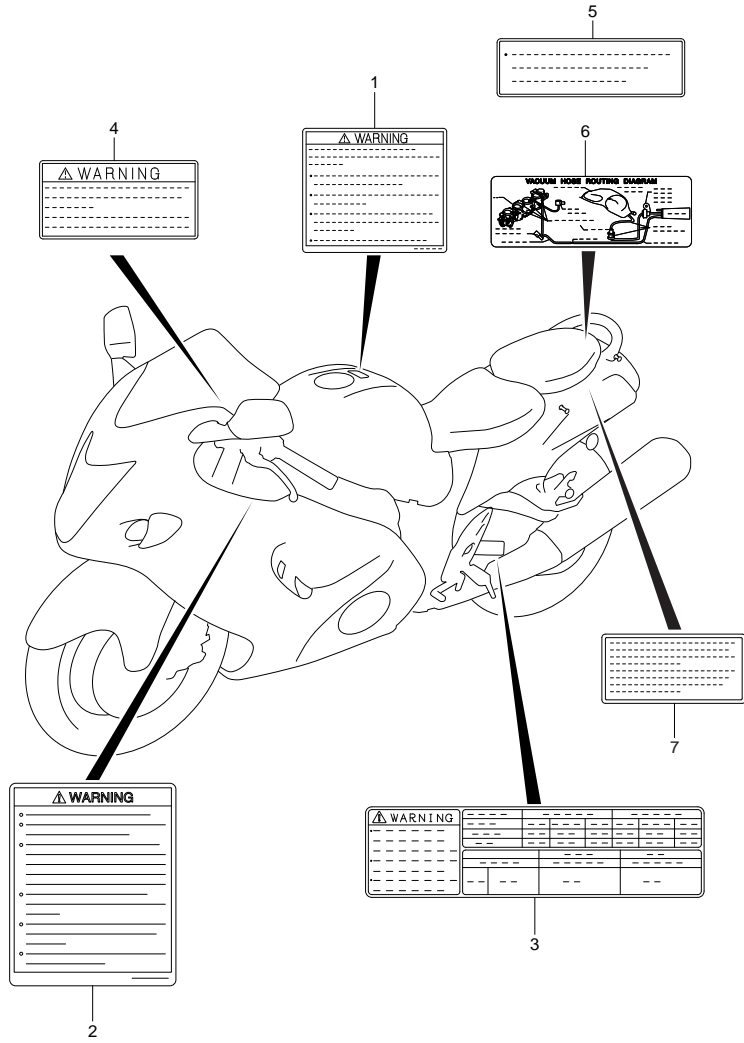


FIG.65 (1-G-9) LABEL (GSX1300RL1 E33)

REF NO.	PART NO.	DESCRIPTION	Q'TY	REMARKS
1	68319-29F00	LABEL, WARNING (ENGLISH)	1	
2	68922-29F00	LABEL, SCREEN (ENGLISH)	1	
3	68332-24F60	LABEL, TIRE	1	
4	68613-18E00	LABEL, STEERING	1	
5	18803-02F01	LABEL, FUEL INFORMATION	1	
6	68387-15H00	LABEL, VACUUM HOSE ROUTING	1	
7	68353-26E02	LABEL, MANUAL NOTICE	1	
8	99014-20631-03A	MANUAL, SAFETY	1	NOT ILLUSTRATED
9	99011-15H53-03A	MANUAL, OWNER'S (ENGLISH)	1	NOT ILLUSTRATED

FIG.66

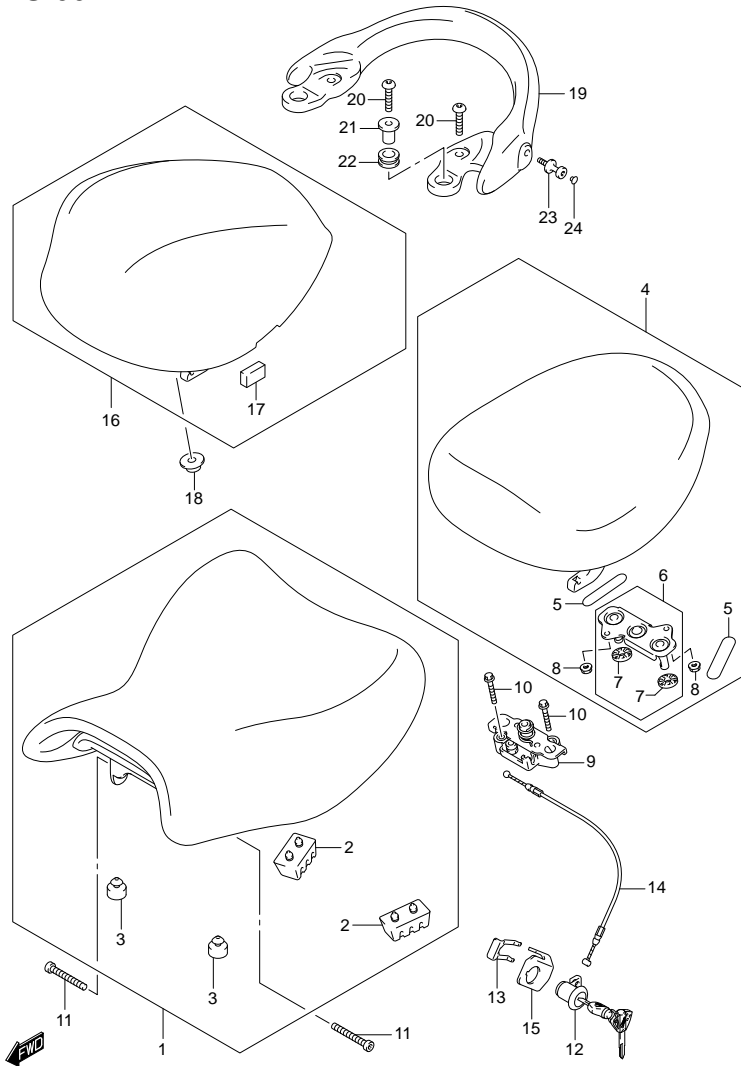


FIG.66 (1-G-10) SEAT

REF NO.	PART NO.	DESCRIPTION	Q T Y	REMARKS
1	45100-15H01-EJY	SEAT ASSY	1	
2	45149-45330	·CUSHION	2	
3	09321-10011	·CUSHION	2	
4	45300-15H00-U6H	SEAT ASSY, PILLION (BLACK)	1	
5	45149-15H00	·CUSHION	2	
6	45290-15H00	·STRIKER, SEAT LOCK	1	
7	45213-42F00	··CUSHION	2	
8	08319-3106A	·NUT	2	
9	45220-15H00	BRACKET, SEAT SUPPORT	1	
10	01547-0630A	SCREW	2	
11	45191-15H00	BOLT, SEAT FRONT	2	
12	95700-14810	LOCK ASSY, SEAT	1	
13	45289-11F00	PLATE, SEAT LOCK	1	
14	45280-18G00	CABLE, SEAT LOCK	1	
15	45288-14F20	GUIDE, CABLE	1	
16-1	45550-15H01-YAY	BOX, SEAT TAIL (BLACK)	1	
16-2	45550-15H01-YKZ	BOX, SEAT TAIL (BLUE)	1	
16-3	45550-15H01-YPA	BOX, SEAT TAIL (WHITE)	1	
17	45553-15H00	·CUSHION	2	
18	47190-24F01	WASHER	2	
19-1	46211-15H00-YAY	HANDLE, PILLION RIDER (BLACK)	1	
19-2	46211-15H00-YKZ	HANDLE, PILLION RIDER (BLUE)	1	
19-3	46211-15H00-YPA	HANDLE, PILLION RIDER (WHITE)	1	
20	09106-08137	BOLT (8X33)	4	
21	47190-24F11	WASHER, PILLION RIDER HDL FR	2	
22	46217-24F00	CUSHION, PILLION RIDER HDL	2	
23	46212-24F11	HOOK, HANDLE	2	
24	09250-05009	CAP	2	

FIG.67

FIG.67 (1-G-11) FRONT FORK DAMPER

REF NO.	PART NO.	DESCRIPTION	Q' TY	REMARKS
1	51103-24F50	DAMPER ASSY, FRONT FORK RH	1	
2	51110-24F50	·TUBE, INNER RH	1	
3	51158-14200	·WASHER	1	
4	51153-41G00	·SEAL, OIL	1	
5	51156-14200	·RING, STOPPER	1	
6	51173-41G00	·SEAL, DUST	1	
7	51146-24F50	·CYLINDER	1	
8	51147-24F50	·BOLT	1	
9	51148-41310	·GASKET	1	
10	51352-13A60	·NUT	1	
11	51171-24F50	·SPRING, FRONT	1	
12	51158-40F30	·GUIDE, SPRING	1	
13	51176-40F30	·SPACER, SPRING	1	
14	51130-24F50	·TUBE, OUTER (BRONZE)	1	
15	51351-24F50	·CAP, FRONT FORK	1	
16	62278-14100	·O RING	1	
17	51104-24F50	DAMPER ASSY, FRONT FORK LH	1	
18	51120-24F50	·TUBE, INNER LH	1	
19	51158-14200	·WASHER	1	
20	51153-41G00	·SEAL, OIL	1	
21	51156-14200	·RING, STOPPER	1	
22	51173-41G00	·SEAL, DUST	1	
23	51146-24F50	·CYLINDER	1	
24	51147-24F50	·BOLT	1	
25	51148-41310	·GASKET	1	
26	51352-13A60	·NUT	1	

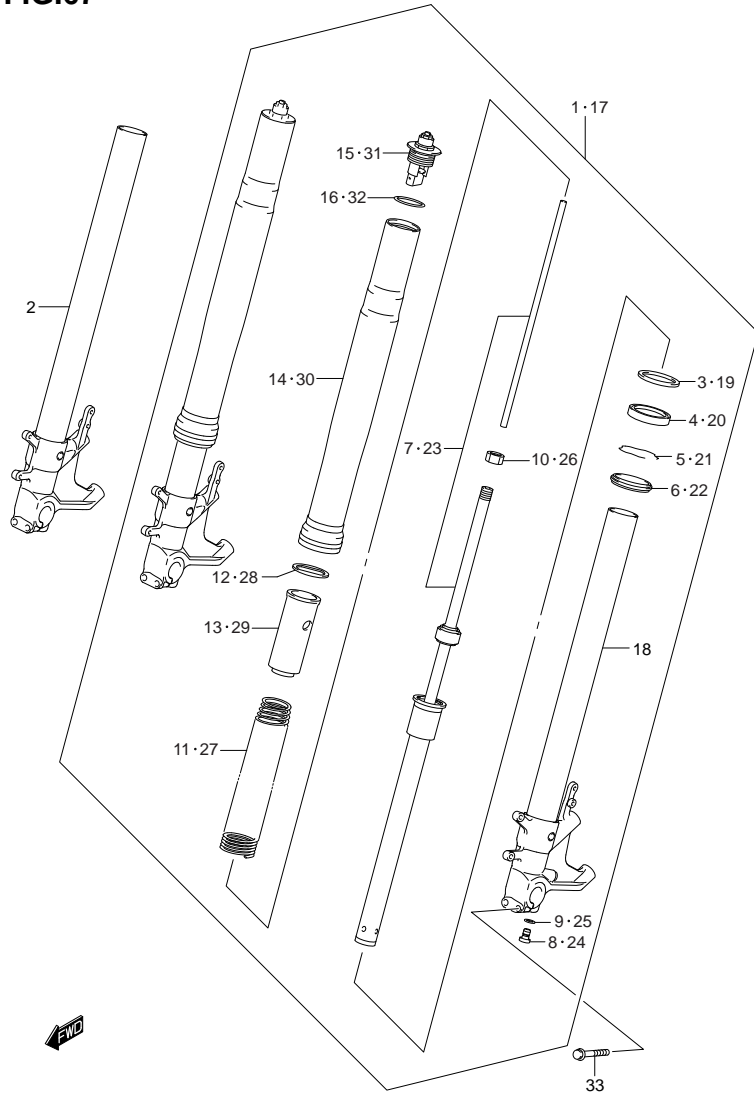


FIG.67

FIG.67 (1-G-12) FRONT FORK DAMPER

REF NO.	PART NO.	DESCRIPTION	QTY	REMARKS
27	51171-24F50	·SPRING, FRONT	1	
28	51158-40F30	·GUIDE, SPRING	1	
29	51176-40F30	·SPACER, SPRING	1	
30	51130-24F50	·TUBE, OUTER (BRONZE)	1	
31	51351-24F50	·CAP, FRONT FORK	1	
32	62278-14100	·O RING	1	
33	51166-24F50	BOLT	4	

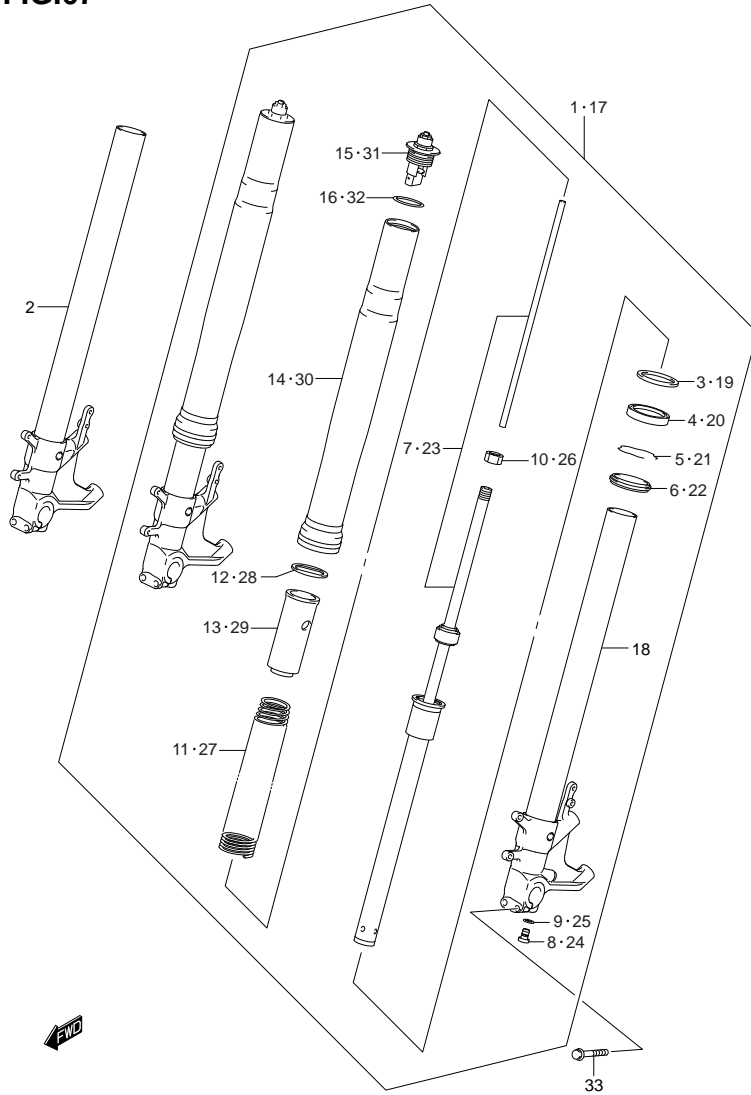
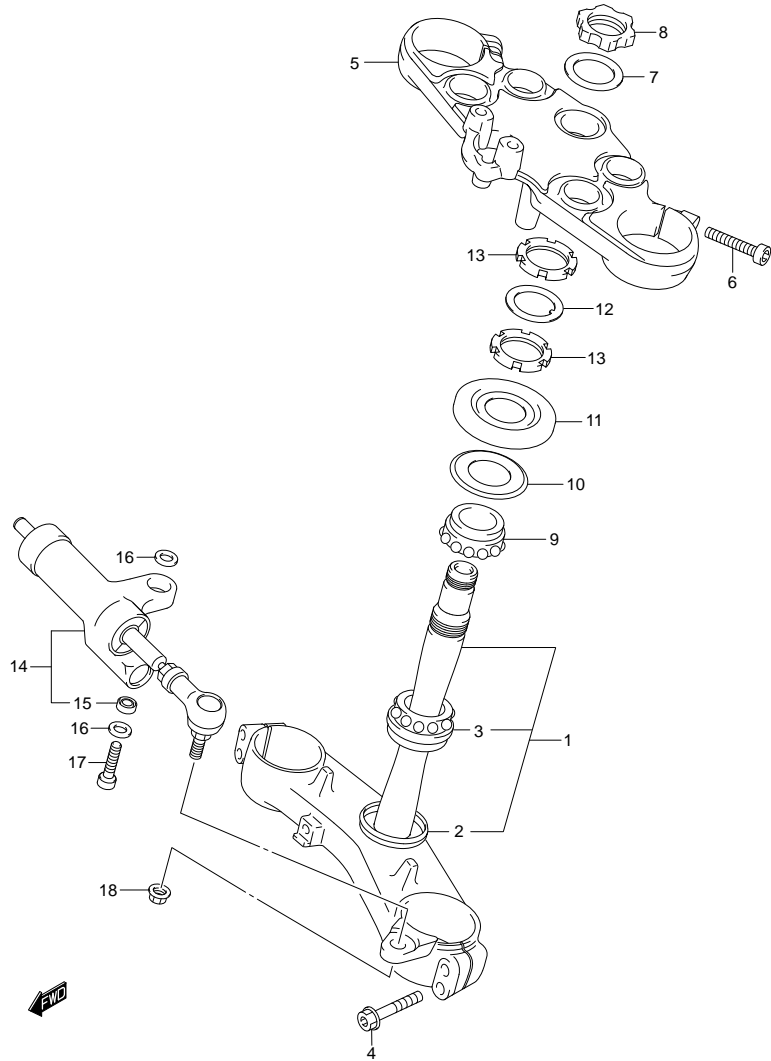


FIG.68

FIG.68 (1-G-13) BRACKET - STEERING DAMPER



REF NO.	PART NO.	DESCRIPTION	QTY	REMARKS
1	51410-24F50	BRACKET, LOWER	1	
2	51644-12C00	·SEAL, LOWER	1	
3	09267-30010	·BEARING (30X55X17)	1	
4	51451-05H00	BOLT	4	
5	51311-24F50	BRACKET, UPPER	1	
6	51328-24F50	BOLT	2	
7	51356-24F50	WASHER	1	
8	51353-24F00	NUT	1	
9	09267-30010	BEARING (30X55X17)	1	
10	51644-12C00	SEAL, DUST UPPER (30.1X56X4)	1	
11	51643-41G00	COVER, STEERING UPPER	1	
12	51641-33E00	WASHER, STEM	1	
13	51631-33E00	NUT, STEM	2	
14	51750-15H00	DAMPER ASSY, STEERING	1	
15	09269-08003	·BEARING (8X17.5X11)	1	
16	64339-14101	SEAL, DUST	2	
17	07130-08307	BOLT	1	
18	08319-3108A	NUT	1	

FIG.69

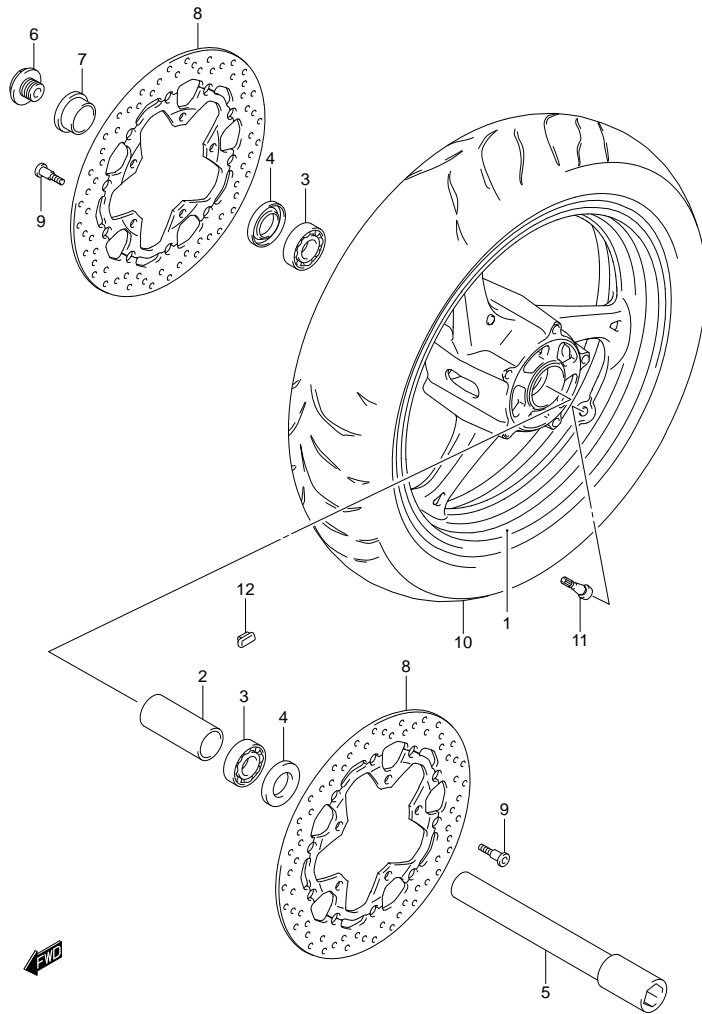


FIG.69 (1-G-14) FRONT WHEEL

REF NO.	PART NO.	DESCRIPTION	Q'TY	REMARKS
1-1	54111-15H00-019	WHEEL, FRONT (17XMT3.50) (BLACK)	1	FOR YAY,YKZ
1-2	54111-15H00-019	WHEEL, FR, 17M/CXMT3.50 (SILVER)	1	FOR YPA
2	54731-33E20	SPACER, HUB BEARING	1	
3	09262-25061	BEARING (25X52X15)	2	
4	09285-32004	OIL SEAL (32X52X7)	2	
5	54711-15H00	AXLE, FRONT	1	
6	54712-41G10	BOLT, FRONT AXLE	1	
7	54751-41G00	SPACER, FRONT AXLE, R	1	
8	59210-15H00	DISC, FRONT BRAKE (BLACK)	2	
9	09106-08160	BOLT (8X21)	10	
10	55110-24F50	TIRE, FRONT, 120/70 ZR17 (58W) (BRIDGESTONE)	1	
11	43130-24A00	VALVE ASSY, WHEEL RIM (TR412)	1	
12-1	55411-22H00	BALANCER, WHEEL, NO.1	AR	
12-2	55412-22H00	BALANCER, WHEEL, NO.2	AR	
12-3	55413-22H00	BALANCER, WHEEL, NO.3	AR	

FIG.70

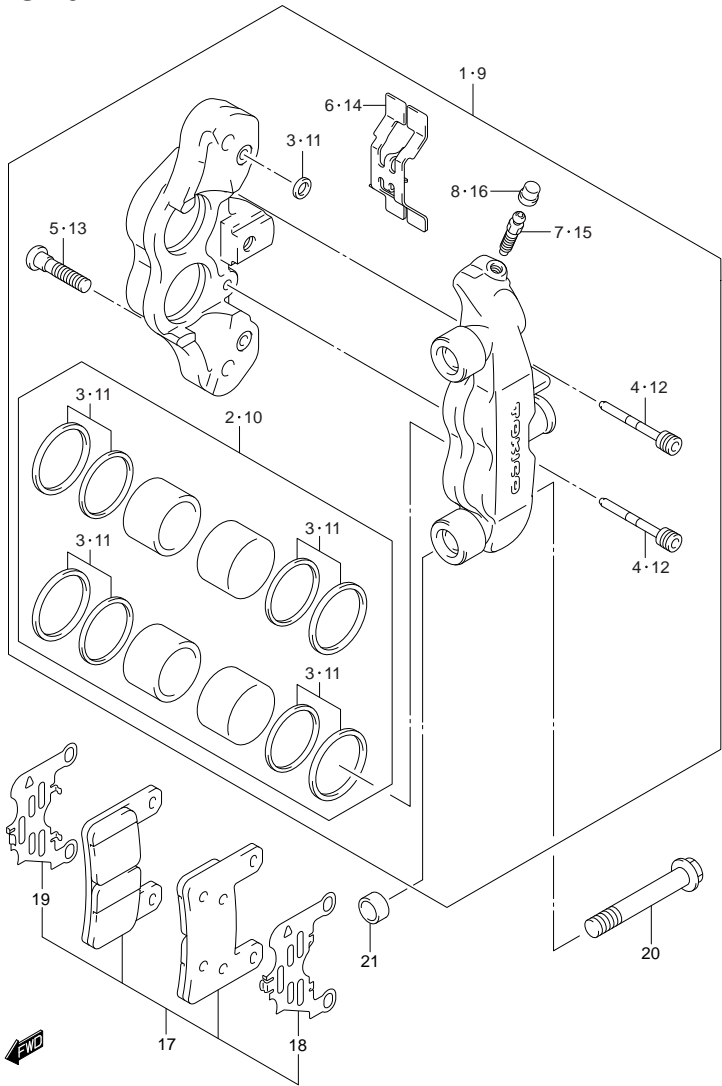


FIG.70 (1-G-15) FRONT CALIPER

REF NO.	PART NO.	DESCRIPTION	Q'TY	REMARKS
1	59100-41G30-999	CALIPER ASSY, FRONT RH	1	
2	59100-41820	·PISTON SET	1	
3	59100-41810	··SEAL SET, PISTON	1	
4	59141-41G00	·PIN	1	
5	59145-18G00	·BOLT	3	
6	59151-29G00	·SPRING, PAD	1	
7	59121-18410	·BLEEDER	1	
8	55156-66310	·CAP	1	
9	59300-41G30-999	CALIPER ASSY, FRONT LH	1	
10	59100-41820	·PISTON SET	1	
11	59100-41810	··SEAL SET, PISTON	1	
12	59141-41G00	·PIN	1	
13	59145-18G00	·BOLT	3	
14	59151-29G00	·SPRING, PAD	1	
15	59121-18410	·BLEEDER	1	
16	55156-66310	·CAP	1	
17	59100-29840	PAD & SHIM SET	2	
18	59171-41G00	·SHIM, PAD A	2	
19	59172-41G00	·SHIM, PAD B	2	
20	09103-10392	BOLT (10X30)	4	
21	59151-41G00	PIN, CALIPER	4	

FIG.71

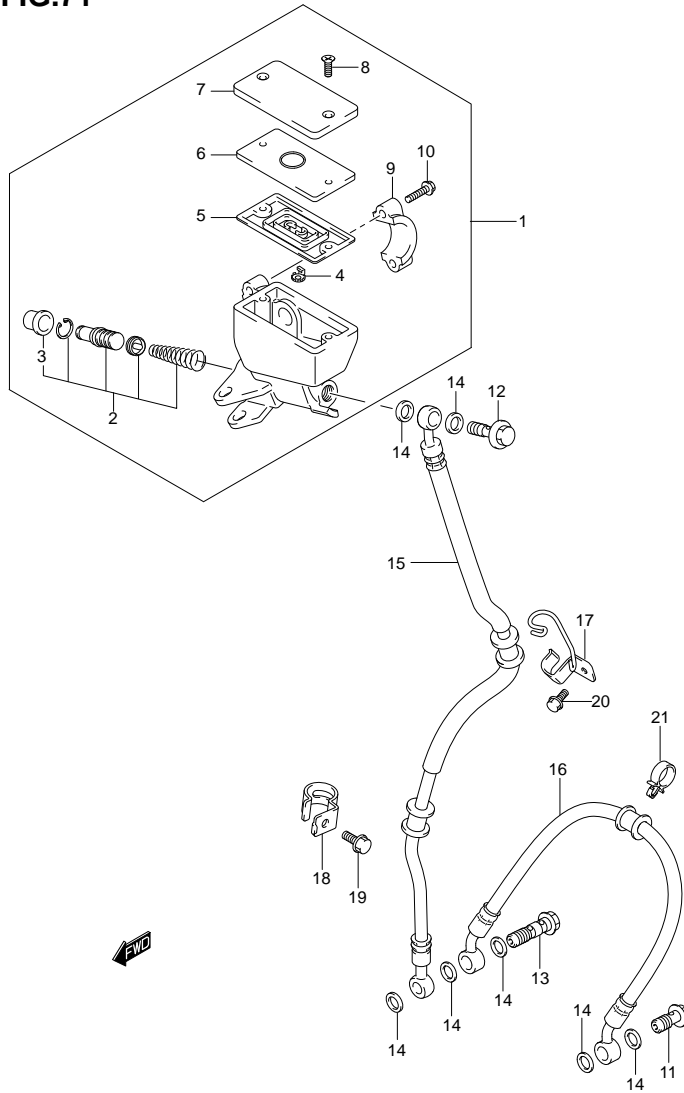


FIG.71 (1-H-2) FRONT BRAKE HOSE

REF NO.	PART NO.	DESCRIPTION	Q'TY	REMARKS
1	59600-24F10	CYLINDER ASSY, FRONT MASTER	1	
2	59600-24810	·PISTON/CUP SET	1	
3	59666-44300	··BOOT	1	
4	59664-48B00	·PROTECTOR	1	
5	59667-49460	·DIAPHRAGM	1	
6	59668-41C00	·PLATE	1	
7	59669-10G00	·CAP	1	
8	69689-49300	·SCREW	2	
9	59671-36500	·HOLDER	1	
10	59675-02FA0	·BOLT (6X22)	2	
11	09360-10062	UNION	1	
12	09360-10062	UNION	1	LH
13	09360-10064	UNION	1	RH
14	09161-10009	WASHER (10X15X1.5)	7	
15	59480-15H00	HOSE, FRONT BRAKE NO.1	1	
16	59240-15H00	HOSE, FRONT BRAKE NO.2	1	
17	59260-41G00	CLAMP, BRAKE HOSE NO.1	1	
18	59270-15H00	CLAMP	1	
19	63161-43E00	BOLT	1	
20	01547-0612A	BOLT	1	
21	09403-16412	CLAMP	1	

FIG.72

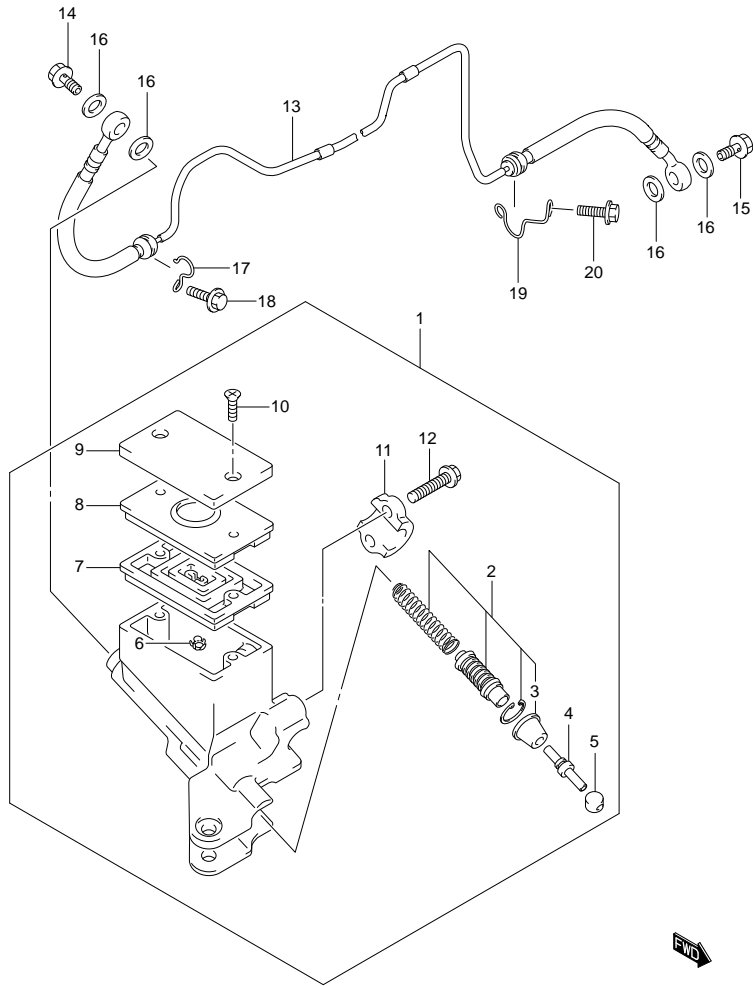


FIG.72 (1-H-3) CLUTCH HOSE

REF NO.	PART NO.	DESCRIPTION	QTY	REMARKS
1	59800-24F10	CYLINDER ASSY, CLUTCH MASTER	1	
2	59800-24810	·PISTON/CUP SET	1	
3	59866-23H00	··BOOT	1	
4	59871-23H00	·ROD, PUSH	1	
5	59892-08A00	·BUSH	1	
6	59664-48B00	·PROTECTOR	1	
7	59667-49460	·DIAPHRAGM	1	
8	59668-41C00	·PLATE	1	
9	59669-10G00	·CAP	1	
10	69689-49300	·SCREW	2	
11	59671-36500	·HOLDER	1	
12	59675-02FA0	·BOLT (6X22)	2	
13	59910-24F10	HOSE, CLUTCH	1	
14	09360-10062	UNION	1	
15	09360-10062	UNION	1	
16	09161-10009	WASHER (10X15X1.5)	4	
17	59915-24F00	CLAMP, HOSE NO.1	1	
18	01550-0612A	BOLT	1	
19	59921-24F00	CLAMP, HOSE NO.2	1	
20	01550-0616A	BOLT	1	

FIG.73

FIG.73 (1-H-4) REAR SWINGING ARM

REF NO.	PART NO.	DESCRIPTION	Q' TY	REMARKS
1	61000-24F40-YAP	SWINGING ARM ASSY, REAR	1	
2	61281-33E20	·SPACER, CENTER	1	
3	09263-30040	·BEARING (30X40X25)	2	
4	09263-17037	·BEARING (17X24X25)	2	
5	61124-33E00	PLATE, BRACKET	1	
6	09125-06073	SCREW (6X16)	1	
7	61251-17E10	SPACER, BEARING	2	
8	08211-25481	WASHER	2	
9	61262-17E10	SEAL, RR SWGARM PIVOT	2	
10	61211-16G00	SHAFT, PIVOT	1	
11	61214-40C31	NUT, PIVOT SHAFT	1	
12	09160-25070	WASHER (25.2X42X3.2)	1	
13	09159-25003	NUT	1	
14	61273-15H00	BUFFER, CHAIN TOUCH DEFENSE	1	
15	09116-06152	BOLT (6X20)	2	
16	09180-06306	SPACER (6.5X9X5)	2	
17	61311-15H00	CASE, CHAIN	1	
18	09139-06168	SCREW (6X16)	3	
19	61446-40F10	ADJUSTER, CHAIN RH	1	
20	61445-40F20	ADJUSTER, CHAIN LH	1	
21	09100-08287	BOLT (8X50)	2	
22	08316-1008A	NUT	2	

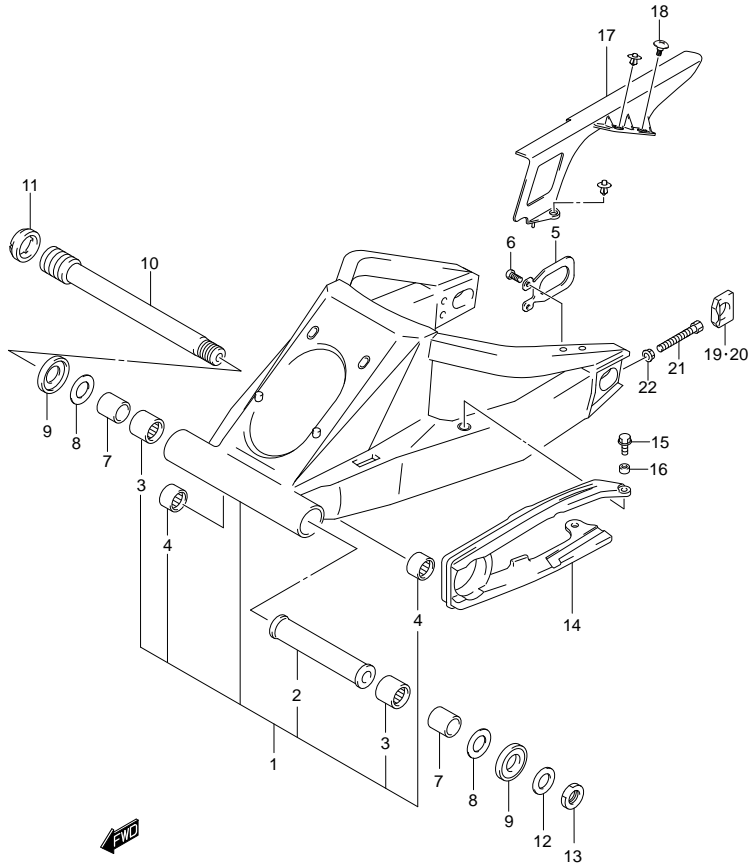
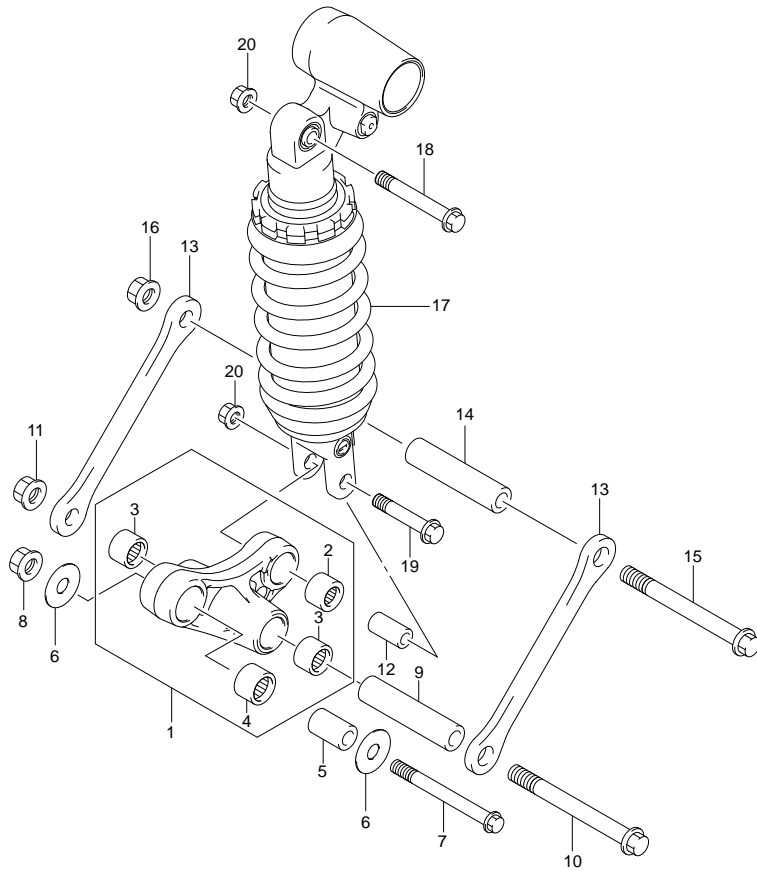


FIG.74

FIG.74 (1-H-5) REAR CUSHION LEVER (GSX1300RL1 E28)



REF NO.	PART NO.	DESCRIPTION	Q'TY	REMARKS
1	62600-24831	LEVER SET, REAR CUSHION	1	
2	09263-20073	·BEARING (20X27X30)	1	
3	09263-17037	·BEARING (17X24X25)	2	
4	09263-17034	·BEARING (17X24X26)	1	
5	62684-12C00	SPACER, FRONT (12X20X32)	1	
6	08211-12301	WASHER	2	
7	62658-19F00	BOLT, FRONT (12X78)	1	
8	09159-12056	NUT	1	
9	62626-33D00	SPACER, CENTER	1	
10	62621-33D10	BOLT, CENTER	1	
11	09159-12056	NUT	1	
12	62684-40A10	SPACER, REAR (10X17X30)	1	
13	62641-24F00	ROD, REAR CUSHION	2	
14	62626-33D00	SPACER, ROD	1	
15	62621-33D10	BOLT, ROD	1	
16	09159-12056	NUT	1	
17	62100-24F50	ABSORBER ASSY, REAR SHOCK	1	
18	09103-10033	BOLT (10X70)	1	
19	09103-10143	BOLT (10X55)	1	
20	09159-10115	NUT	2	

FIG.75

FIG.75 (1-H-6) REAR CUSHION LEVER (GSX1300RL1 E3)

REF NO.	PART NO.	DESCRIPTION	Q'TY	REMARKS
1	62600-24831	LEVER SET, REAR CUSHION	1	
2	09263-20073	·BEARING (20X27X30)	1	
3	09263-17037	·BEARING (17X24X25)	2	
4	09263-17034	·BEARING (17X24X26)	1	
5	62684-12C00	SPACER, FRONT (12X20X32)	1	
6	08211-12301	WASHER	2	
7	62658-19F00	BOLT, FRONT (12X78)	1	
8	09159-12056	NUT	1	
9	62626-33D00	SPACER, CENTER	1	
10	62621-33D10	BOLT, CENTER	1	
11	09159-12056	NUT	1	
12	62684-40A10	SPACER, REAR (10X17X30)	1	
13	62641-24F00	ROD, REAR CUSHION	2	
14	62626-33D00	SPACER, ROD	1	
15	62621-33D10	BOLT, ROD	1	
16	09159-12056	NUT	1	
17	62100-24F60	ABSORBER ASSY, REAR SHOCK	1	
18	09103-10033	BOLT (10X70)	1	
19	09103-10143	BOLT (10X55)	1	
20	09159-10115	NUT	2	

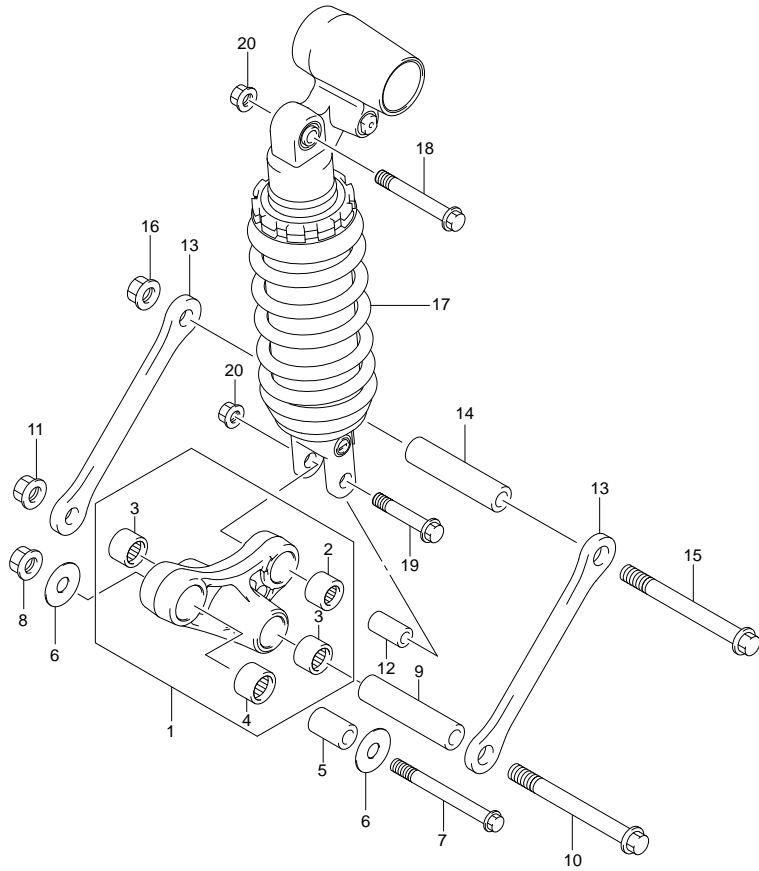


FIG.76

FIG.76 (1-H-7) REAR CUSHION LEVER (GSX1300RL1 E33)

REF NO.	PART NO.	DESCRIPTION	Q'TY	REMARKS
1	62600-24831	LEVER SET, REAR CUSHION	1	
2	09263-20073	·BEARING (20X27X30)	1	
3	09263-17037	·BEARING (17X24X25)	2	
4	09263-17034	·BEARING (17X24X26)	1	
5	62684-12C00	SPACER, FRONT (12X20X32)	1	
6	08211-12301	WASHER	2	
7	62658-19F00	BOLT, FRONT (12X78)	1	
8	09159-12056	NUT	1	
9	62626-33D00	SPACER, CENTER	1	
10	62621-33D10	BOLT, CENTER	1	
11	09159-12056	NUT	1	
12	62684-40A10	SPACER, REAR (10X17X30)	1	
13	62641-24F00	ROD, REAR CUSHION	2	
14	62626-33D00	SPACER, ROD	1	
15	62621-33D10	BOLT, ROD	1	
16	09159-12056	NUT	1	
17	62100-24F60	ABSORBER ASSY, REAR SHOCK	1	
18	09103-10033	BOLT (10X70)	1	
19	09103-10143	BOLT (10X55)	1	
20	09159-10115	NUT	2	

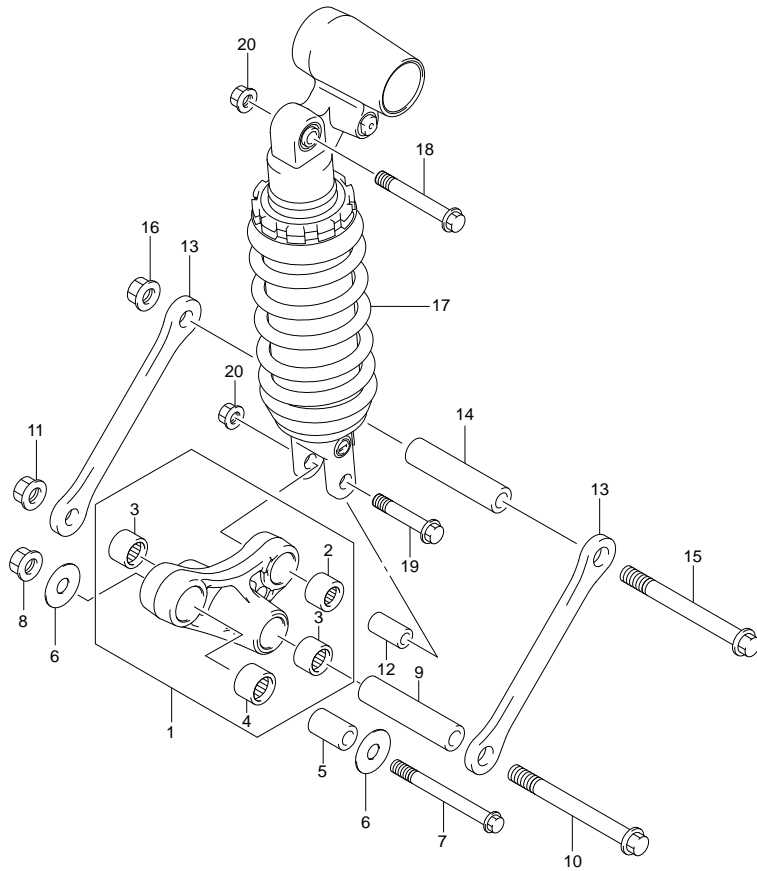


FIG.77

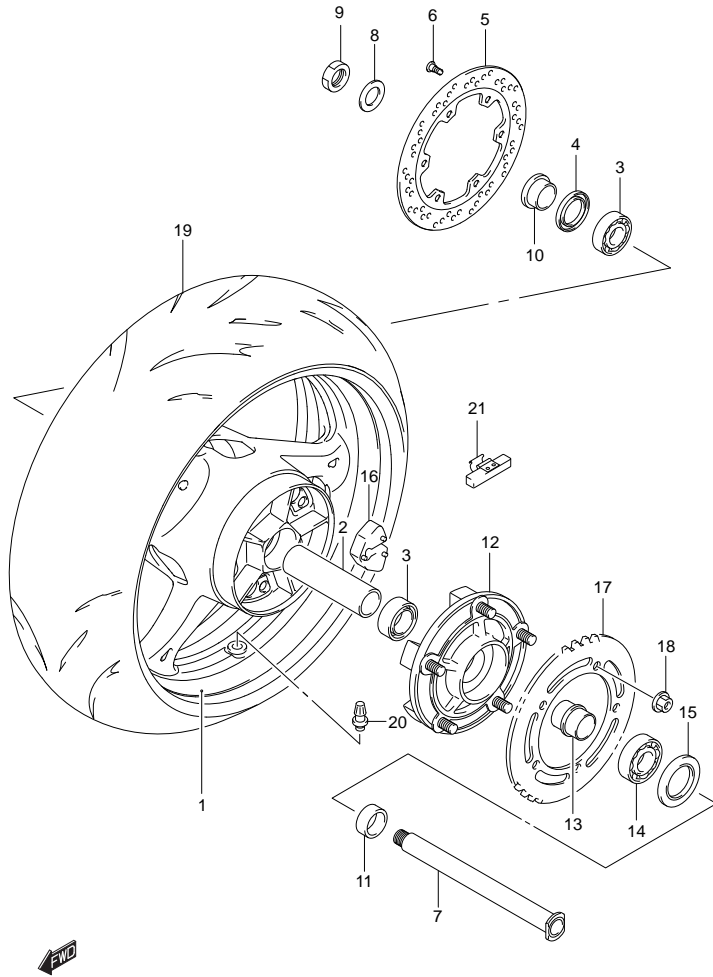


FIG.77 (1-H-8) REAR WHEEL

REF NO.	PART NO.	DESCRIPTION	QTY	REMARKS
1-1	64111-15H00-019	WHEEL, REAR (17XMT6.00)(BLACK)	1	FOR YAY,YKZ
1-2	64111-15H00-YMY	WHEEL, RR, 17M/CXMT6.00 (SILVER)	1	FOR YPA
2	64731-40F10	SPACER, HUB BEARING	1	
3	09262-28043	BEARING (28X52X12)	2	
4	09284-37001	OIL SEAL (37X52X8)	1	RH
5	69211-15H00	DISC, REAR BRAKE	1	
6	09106-08160	BOLT (8X21)	6	
7	64711-33E20	AXLE, REAR	1	
8	09160-25070	WASHER	1	
9	09159-25003	NUT	1	
10	64741-35F00	SPACER, AXLE RH	1	
11	64751-49G00	SPACER, AXLE LH	1	
12	64610-35F30	DRUM, REAR SPROCKET	1	
13	64733-35F00	RETAINER, SPROCKET DRUM	1	
14	09262-32007	BEARING (32X65X17)	1	
15	09285-39001	SEAL (39X65X7)	1	
16	64651-35F20	ABSORBER, HUB SHOCK	5	
17	64511-40F50	SPROCKET, REAR (NT:43-530)	1	
18	08319-3110A	NUT	5	
19	65110-24F50	TIRE, REAR, 190/50 ZR17 (73W) (BRIDGESTONE)	1	
20	43130-24A00	VALVE ASSY, WHEEL RIM (TR412)	1	
21-1	55411-22H00	BALANCER, WHEEL, NO.1	AR	
21-2	55412-22H00	BALANCER, WHEEL, NO.2	AR	
21-3	55413-22H00	BALANCER, WHEEL, NO.3	AR	

FIG.78

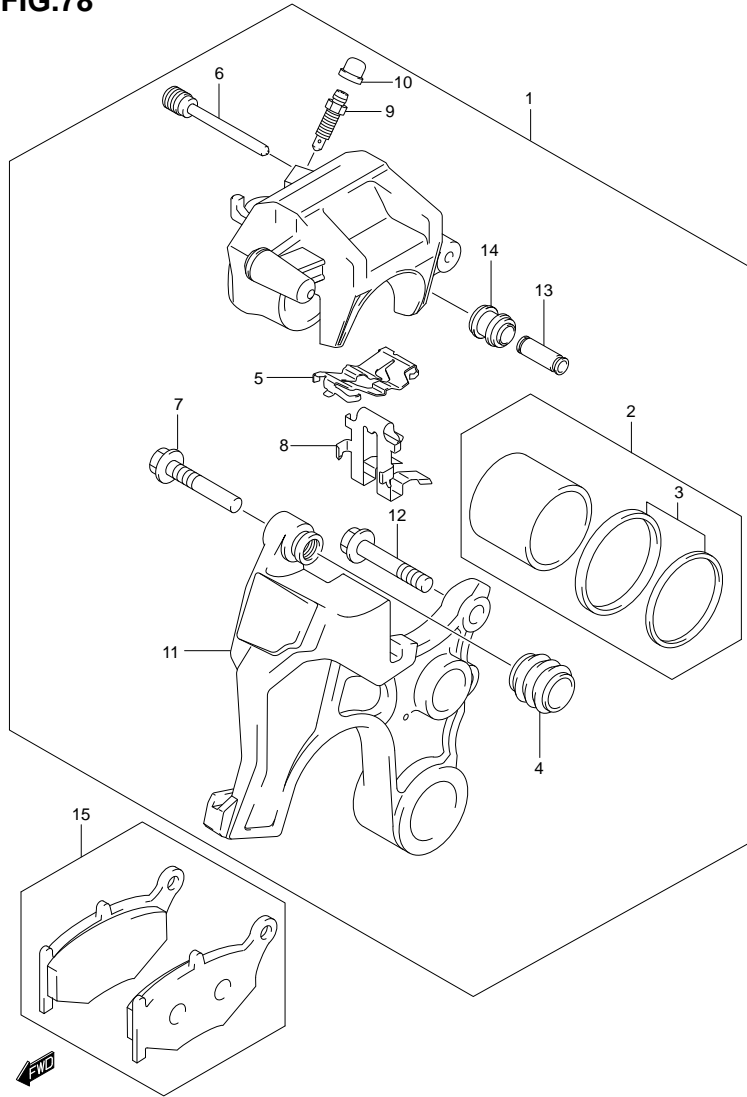


FIG.78 (1-H-9) REAR CALIPER

REF NO.	PART NO.	DESCRIPTION	Q'TY	REMARKS
1	69100-15H00-999	CALIPER ASSY, REAR	1	
2	69100-44890	·PISTON SET	1	
3	69102-05880	··SEAL SET, PISTON	1	
4	59112-44B00	·BOOT, AXLE	1	
5	69115-44G00	·SPRING, PAD	1	
6	59141-40F00	·PIN, PAD	1	
7	69105-44G00	·PIN, BOLT	1	
8	69116-44G00	·RETAINER	1	
9	59121-18410	·BLEEDER	1	
10	55156-66310	·CAP, BLEEDER PLUG	1	
11	69150-15H00	BRACKET	1	
12	69182-44G00	BOLT	1	
13	69185-44G00	SLEEVE	1	
14	69186-44G00	BOOT, SLEEVE	1	
15	69100-15820	PAD SET	1	

FIG.79

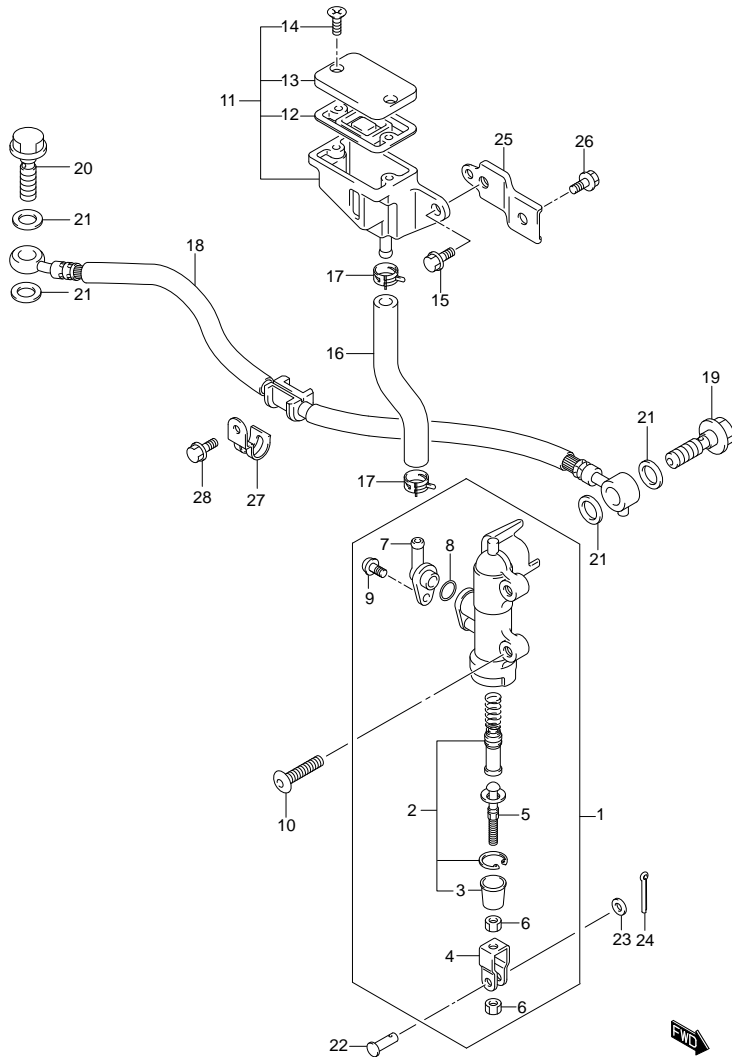


FIG.79 (1-H-10) REAR MASTER CYLINDER

REF NO.	PART NO.	DESCRIPTION	Q'TY	REMARKS
1	69600-15H00	CYLINDER ASSY, REAR MASTER	1	
2	69600-04820	·PISTON / CAP SET	1	
3	69691-00A00	··BOOT	1	
4	69692-27A30	·YOKE	1	
5	69670-27A30	·ROD, PUSH	1	
6	69693-05A00	·NUT	2	
7	69672-05A00	·CONNECTOR	1	
8	69686-34200	·O RING	1	
9	02112-7412A	·SCREW	1	
10	09139-06028	BOLT (6X20)	2	
11	69740-01D02	TANK ASSY, RESERVOIR	1	
12	59667-04700	·DIAPHRAGM	1	
13	59669-05D00	·CAP	1	
14	69689-04A00	·SCREW	2	
15	01547-0612A	BOLT	1	
16	69731-24F00	HOSE, RR RESERVOIR TANK	1	
17	09401-13417	CLAMP	2	
18	69480-15H00	HOSE, REAR BRAKE	1	
19	09360-10061	UNION	1	
20	09360-10062	UNION	1	
21	09161-10009	WASHER (10X15X1.5)	4	
22	09200-06068	PIN	1	
23	08322-0106A	WASHER	1	
24	04111-2015A	PIN, COTTER	1	
25	69750-15H00	BRACKET, RESERVOIR TANK	1	
26	01550-0612A	BOLT	1	
27	69268-15H00	CLAMP, REAR BRAKE HOSE	1	
28	01547-0612A	BOLT	1	

PART NO.	FIG. NO. -REF. NO.	PART NO.	FIG. NO. -REF. NO.	PART NO.	FIG. NO. -REF. NO.
10000		11390-34E10	5 - 24	12229-15H00-0A0	8 - 8
		11393-33E01	5 - 19	12229-15H00-0B0	8 - 8
		11400-15880	1 - 1	12229-15H00-0C0	8 - 8
		11482-24F00	1 - 6	12229-15H00-0D0	8 - 8
			6 - 3	12229-15H00-0E0	8 - 8
11100-15H00	3 - 1	11483-24F00	1 - 7	12600-24F00	9 - 1
11115-15H70	3 - 5		6 - 28	12600-24861	9 - 6
11117-15H00	3 - 9	11485-24F00	1 - 8	12612-24F00	9 - 3
11131-33E00	3 - 13		5 - 54	12615-24F00	9 - 2
11141-15H00	1 - 2	11489-24F01	1 - 9	12650-24F01-0F0	10 - 1
	3 - 6		7 - 2	12654-24F00-0F0	10 - 2
11161-33E00	3 - 25	11491-24F01	1 - 10	12666-24F00	10 - 3
11170-15H00	2 - 1		6 - 13	12681-26D01	10 - 9
11173-24F00	1 - 3	11492-24F00	1 - 11	12686-24F00	10 - 4
	2 - 2		6 - 23	12710-15H00	11 - 1
11178-15H00	1 - 4	11511-24F10	7 - 1	12720-15H00	11 - 2
	2 - 3	11532-46E00	5 - 29	12731-24F10	8 - 13
11191-13E00	3 - 26	11611-24F00	5 - 47	12760-24F01	12 - 1
11191-27E00	1 - 14	11971-25D00	6 - 6	12771-15H00	12 - 2
	2 - 5	11971-33210	6 - 2	12773-24F00	12 - 7
11210-15H00-0F0	4 - 1	12000-15810	8 - 5	12782-24F01	12 - 3
11241-15H00	1 - 5	12111-15H00-0F0	8 - 9	12800-41810	11 - 12
	4 - 2	12140-15H00	8 - 10	12811-15H00	12 - 5
11280-24F00	4 - 6	12151-05200	9 - 4	12812-31G00	12 - 6
11282-24F00	4 - 7	12151-07D00	8 - 11	12830-15H00	12 - 9
11283-24F00	4 - 14	12160-15H00	8 - 1	12835-15H00	12 - 12
11301-24861	5 - 1	12163-24F10	8 - 2	12837-02H00	1 - 12
11319-33E50	5 - 2	12164-46E01-0A0	8 - 4		12 - 10
11323-24F10	5 - 3	12164-46E01-0B0	8 - 4	12838-15H00	12 - 13
11328-24F00	5 - 5	12164-46E01-0C0	8 - 4	12839-15H00	12 - 15
11331-15H00	5 - 48	12164-46E01-0D0	8 - 4	12891-02F00	11 - 3
11340-24F01	6 - 1	12228-24F00-0A0	5 - 42	12892-41C00-230	11 - 11
11351-24F00	6 - 27		8 - 7	12892-41C00-232	11 - 11
11361-15H00	6 - 31	12228-24F00-0B0	5 - 42	12892-41C00-235	11 - 11
11362-15H00	6 - 32		8 - 7	12892-41C00-238	11 - 11
11363-15H00	6 - 33	12228-24F00-0C0	5 - 42	12892-41C00-240	11 - 11
11364-15H00	6 - 35		8 - 7	12892-41C00-242	11 - 11
11371-24F00	6 - 8	12228-24F00-0D0	5 - 41	12892-41C00-245	11 - 11
11372-21H00	5 - 50		5 - 42	12892-41C00-248	11 - 11
11372-24F00	6 - 9		8 - 6	12892-41C00-250	11 - 11
11373-24F00	6 - 11		8 - 7	12892-41C00-252	11 - 11
11380-24F20	6 - 12	12228-24F00-0E0	5 - 42	12892-41C00-255	11 - 11
11382-24F20	6 - 22		8 - 7	12892-41C00-258	11 - 11
11383-15H00	5 - 53	12228-24F00-0F0	5 - 42	12892-41C00-260	11 - 11
11390-34E00	5 - 23		8 - 7	12892-41C00-262	11 - 11

PART NO.	FIG. NO. -REF. NO.	PART NO.	FIG. NO. -REF. NO.	PART NO.	FIG. NO. -REF. NO.
12892-41C00-265	11 - 11		19 - 2		15 - 6
12892-41C00-268	11 - 11	13269-18G00	13 - 2	13580-40F30	13 - 13
12892-41C00-270	11 - 11		14 - 2		14 - 13
12892-41C00-272	11 - 11		15 - 2		15 - 13
12892-41C00-275	11 - 11	13271-43E00	13 - 3	13601-21H00	13 - 17
12892-41C00-278	11 - 11		14 - 3		14 - 17
12892-41C00-280	11 - 11		15 - 3		15 - 17
12892-41C00-282	11 - 11	13291-26E00	13 - 4	13601-35F00	16 - 8
12892-41C00-285	11 - 11		14 - 4		17 - 8
12892-41C00-288	11 - 11		15 - 4		18 - 8
12892-41C00-290	11 - 11	13295-26E00	13 - 5	13605-15H00	13 - 12
12892-41C00-292	11 - 11		14 - 5		14 - 12
12892-41C00-295	11 - 11		15 - 5		15 - 12
12892-41C00-298	11 - 11	13406-15H00	13 - 1	13605-40F00	13 - 8
12892-41C00-300	11 - 11		14 - 1		13 - 15
12892-41C00-302	11 - 11	13406-15H10	15 - 1		14 - 8
12892-41C00-305	11 - 11	13428-15H00	13 - 11		14 - 15
12892-41C00-308	11 - 11		14 - 11		15 - 8
12892-41C00-310	11 - 11		15 - 11		15 - 15
12892-41C00-312	11 - 11	13471-24F30	16 - 14	13650-14G11	19 - 19
12892-41C00-315	11 - 11		17 - 14	13650-49X00	3 - 27
12892-41C00-318	11 - 11		18 - 14	13655-14G10	19 - 20
12892-41C00-320	11 - 11	13473-15H00	16 - 7	13680-21H10	16 - 15
12892-41C00-322	11 - 11		17 - 7		17 - 15
12892-41C00-325	11 - 11		18 - 7		18 - 15
12892-41C00-328	11 - 11	13473-21H00	16 - 4	13683-15H00	18 - 20
12892-41C00-330	11 - 11		17 - 4	13683-21H10	18 - 19
12892-41C00-332	11 - 11		18 - 4	13683-21H20	18 - 18
12892-41C00-335	11 - 11	13474-21H00	16 - 5	13685-36E50	18 - 17
12892-41C00-338	11 - 11		17 - 5	13693-24F00	18 - 21
12892-41C00-340	11 - 11		18 - 5	13697-15H00	19 - 24
12892-41C00-342	11 - 11	13474-21H10	16 - 6	13697-24F00	16 - 11
12892-41C00-345	11 - 11		17 - 6		17 - 11
12892-41C00-348	11 - 11		18 - 6		18 - 11
12892-41C00-350	11 - 11	13565-15H00	13 - 16	13697-24F20	16 - 12
12911-15H00	11 - 4		14 - 16		17 - 12
12912-15H00	11 - 5		15 - 16		18 - 12
12921-15H00	11 - 6	13575-40F00	13 - 7	13697-35F00	16 - 13
12931-02F10	11 - 7		13 - 14		17 - 13
12932-24F00	11 - 9		14 - 7		18 - 13
12933-38400	11 - 8		14 - 14	13698-21H00	16 - 16
13111-15H00	3 - 20		15 - 7		17 - 16
13150-01H00	5 - 49		15 - 14		18 - 16
13165-15H00	18 - 25	13580-18G00	13 - 6	13700-15H00	19 - 1
13170-15H10	3 - 22		14 - 6	13736-15H00	19 - 3

GSX1300RL1 E3/E28

PART NO.	FIG. NO. -REF. NO.	PART NO.	FIG. NO. -REF. NO.	PART NO.	FIG. NO. -REF. NO.
13740-15H00	19 - 4	15721-10G00	16 - 10	17771-15H00	24 - 12
13746-15H00	19 - 5		17 - 10	17802-14F00	21 - 14
13756-15H00	19 - 6		18 - 10	17810-15H00	24 - 8
13780-15H00	19 - 7	15721-21H00	16 - 3	17820-15H00	24 - 9
13788-15H00	19 - 8		17 - 3	17851-15H00	25 - 1
13853-15H00	19 - 10		18 - 3	17852-15H00	25 - 2
13859-41B10	19 - 11	15721-24F00	16 - 9	17853-24F00	25 - 3
13882-41G00	19 - 12		17 - 9	17854-24F00	25 - 4
14100-15H00	20 - 1		18 - 9	17855-15H00	25 - 7
14181-22D01	1 - 13	15722-21H00	16 - 2	17861-33E20	25 - 5
	20 - 2		17 - 2	17863-33E00	25 - 6
14181-33E00	20 - 3		18 - 2	17910-15H00	25 - 18
14230-15H00	20 - 4	15810-15H01	22 - 18	17931-02FA0	25 - 19
14240-15H00	20 - 5	16321-33E10	7 - 16	17981-15H00	25 - 20
14310-15H02-H01	20 - 6	16331-33E00	7 - 17	17982-22H00	25 - 21
14340-15H02-H01	20 - 7	16400-24F01	7 - 13	18117-15H11	13 - 9
14414-15H00	20 - 8	16440-24F00	7 - 11		14 - 9
14458-45G10	20 - 9	16460-15H00	21 - 7		15 - 9
14459-15H00	20 - 10	16470-15H00	21 - 8	18117-52G10	18 - 23
14770-15H00	20 - 11	16491-24F00	7 - 14	18119-05H00	13 - 10
14771-15H00	20 - 12	16510-03G00-X07	5 - 43		14 - 10
14780-15H00	20 - 13	16520-24F00	7 - 8		15 - 10
14790-15H00	20 - 14	16591-06B01	5 - 40	18213-15H01	20 - 31
15100-15H00	22 - 1	16600-15H10	21 - 1	18450-35F30	26 - 1
15111-35F00	22 - 4	16640-24F00	21 - 5	18461-15H00	26 - 4
15112-42F00	22 - 5	16650-15H00	21 - 11	18471-15H00	26 - 5
15113-35F00	22 - 7	17210-15H00	52 - 14	18510-29G30	26 - 6
15114-35F00	22 - 6	17400-24F10	23 - 1	18531-15H00	26 - 2
15115-35F00	22 - 8	17411-24F00	23 - 2	18610-15H00	26 - 7
15116-06G10	22 - 9	17418-33400	23 - 10	18711-15H00	26 - 9
15116-35F10	22 - 10	17432-07G00	23 - 8	18803-02F01	64 - 5
15171-35F00	22 - 12	17435-33400	23 - 11		65 - 5
15172-35F00	22 - 13	17461-48G00	23 - 6	18803-40F10	63 - 5
15173-35F00	22 - 14	17470-02F10	23 - 5		
15181-15H00	22 - 15	17491-17E01	23 - 3		
15201-35F00	22 - 16	17511-24F10	23 - 7		
15410-41G00	22 - 2	17568-50F00	25 - 16		
15420-44G00	22 - 3	17661-35F00	25 - 14		
15625-29G00	19 - 23	17670-15H00	25 - 13		
15625-29G10	19 - 18	17710-15H00	24 - 1		
15630-29G10	19 - 22	17711-40F00	24 - 10		
15630-29G20	19 - 17	17712-40F00	24 - 11		
15710-21H00	16 - 1	17730-12G20	24 - 2		
	17 - 1	17750-24F00	24 - 6		
	18 - 1	17765-09F00	21 - 12		
				20000	
				21200-24810	27 - 1
				21410-24F00	27 - 4
				21413-24F30	27 - 5
				21441-24F10	27 - 6
				21441-24F30	27 - 7

PART NO.	FIG. NO. -REF. NO.	PART NO.	FIG. NO. -REF. NO.	PART NO.	FIG. NO. -REF. NO.
21442-24F00	27 - 8	25510-15H00	29 - 17	32920-15H10	32 - 12
21451-24F00	27 - 9	25512-06G10	29 - 18		33 - 12
21451-24F10	27 - 10	25520-40F00	29 - 26	32920-15H20	34 - 12
21462-24F00	27 - 11	25525-19F00	29 - 28	33220-01H00	32 - 9
21471-24F00	27 - 12	25526-47000	29 - 27		33 - 9
21472-06G00	27 - 13		29 - 30		34 - 9
21481-24F31	27 - 14	25600-17G00	29 - 29	33410-24F10	32 - 11
21482-24F30	27 - 15	25617-03F10	29 - 32		33 - 11
21610-02F12	27 - 16	25652-20C00	29 - 31		34 - 11
23110-24F00	27 - 20	25671-01011	29 - 19	33610-17E10	35 - 1
23111-26D00	27 - 21	27510-15H00	28 - 43	33624-16G00	35 - 5
23117-46E00	27 - 22	27531-15H00	28 - 44	33651-37000	53 - 24
23121-31E00	27 - 23	27532-15H00	28 - 45	33652-02H00	59 - 19
23160-15H00	27 - 24	27600-24F60-118	28 - 46	33652-36000	32 - 6
23163-10F00	27 - 25	27620-24F60	28 - 47		33 - 6
23164-10F00	27 - 26				34 - 6
24120-24F00	28 - 1				35 - 2
24130-15H00	28 - 18			33652-49000	57 - 11
24136-48G01	28 - 19			33810-15H00	35 - 3
24221-15H00	28 - 2	30000		33820-15H00	35 - 4
24231-15H00	28 - 3	31100-15H10	30 - 1	33860-15H00	35 - 6
24251-15H00	28 - 4	31132-45C00	30 - 2	33960-06G10	32 - 13
24252-24F10	28 - 5	31143-38300	30 - 3		33 - 13
24261-15H00	28 - 6	31150-24F01	30 - 4		34 - 13
24262-24F10	28 - 7	31153-49210	30 - 5	34111-15H00	36 - 8
24311-15H00	28 - 20	31171-24F00	30 - 6		37 - 8
24312-24F10	28 - 21	31172-38300	30 - 7		38 - 8
24321-15H00	28 - 22	31173-88C00	30 - 8	34120-15H00	36 - 1
24322-48G00	28 - 23	31264-44110	30 - 9	34120-15H10	37 - 1
24331-15H00	28 - 24	31281-24F00	30 - 10		38 - 1
24332-24F10	28 - 25	31361-38300	30 - 11	34124-39G00	36 - 3
	28 - 26	31361-43400	30 - 12		37 - 3
24341-15H00	28 - 27	31497-45000	29 - 38		38 - 3
24351-15H00	28 - 28	31800-44G00	32 - 1	34150-15H00	36 - 2
24361-15H00	28 - 29		33 - 1		37 - 2
24741-24F10	29 - 5		34 - 1		38 - 2
25211-24F20	29 - 1	31861-38G00	32 - 2	34153-15H00	36 - 4
25231-24F20	29 - 2		33 - 2		37 - 4
25310-24F00	29 - 6		34 - 2		38 - 4
25312-42F01	29 - 8	32101-24F30	31 - 1	34183-31F10	36 - 5
25350-24F00	29 - 13	32102-24F20	31 - 2		37 - 5
25355-24F00	29 - 14	32371-24F00	31 - 3		38 - 5
25381-13E00	29 - 9	32800-15H10	32 - 5	34187-24F00	36 - 9
25411-24F00	29 - 3		33 - 5		37 - 9
25411-38B01	29 - 4		34 - 5		38 - 9

GSX1300RL1 E3/E28

PART NO.	FIG. NO. -REF. NO.	PART NO.	FIG. NO. -REF. NO.	PART NO.	FIG. NO. -REF. NO.
34193-15H00	36 - 6		43 - 7		43 - 26
	37 - 6		44 - 7		44 - 26
	38 - 6	36620-15H00	42 - 8	38500-24F01	42 - 29
34810-15H00	22 - 11		43 - 8		43 - 29
34955-13E00	36 - 10		44 - 8		44 - 29
	37 - 10	36651-48E00	32 - 7	38610-03F00	40 - 15
	38 - 10		33 - 7	38740-26E00	42 - 31
34981-47H01	36 - 12		34 - 7		42 - 32
	37 - 12	36742-39D00	42 - 5		43 - 31
	38 - 12		43 - 5		43 - 32
34990-35F00	36 - 13		44 - 5		44 - 31
	37 - 13	36744-24F00	42 - 17		44 - 32
	38 - 13		43 - 17	38741-24F00	42 - 33
35100-15H30-999	39 - 1		44 - 17		43 - 33
35173-14G00	39 - 4	36855-15H00	42 - 16		44 - 33
35173-15H00	39 - 3		43 - 16		
35175-24F00	39 - 2		44 - 16		
35601-15H01	40 - 1	36857-15H00	42 - 9		
35602-15H01	40 - 4		43 - 9		
35603-15H01	40 - 8		44 - 9		
					4 0 0 0 0
35604-15H01	40 - 11	36920-45G00	42 - 15	41100-15H04-YAP	46 - 1
35618-15H00	40 - 2		43 - 15	41200-15H00	46 - 2
35638-15H00	40 - 5		44 - 15	41911-33E10	46 - 6
35658-15H00	40 - 9	36930-60A10	58 - 13	41921-15H00	46 - 8
35678-15H00	40 - 12	37100-15H80	42 - 20	41921-15H10	46 - 9
35710-15H30	41 - 1		43 - 20	41922-19F11	46 - 10
35726-15H00	41 - 2		44 - 20	41922-33E10	46 - 11
35726-15H10	41 - 3	37100-15850	42 - 19	42310-24F00	47 - 1
35910-41G30	41 - 7		43 - 19	42330-24F01	47 - 6
35912-41G00	41 - 8	37100-15860	44 - 19	43111-24F00	47 - 8
35913-41G00	41 - 9	37146-15H00	42 - 35	43130-24A00	69 - 11
35917-41G00	41 - 10		43 - 35		77 - 20
35927-15H00	41 - 17		44 - 35	43510-15H00	48 - 1
35950-14A11	39 - 12	37180-15H00	42 - 21	43511-44G10	48 - 2
35970-14A20	41 - 21		43 - 21	43521-15H00	48 - 3
35975-15H00	41 - 22		44 - 21	43521-44G10	48 - 4
35976-15H00	41 - 23	37200-15H00	45 - 1	43536-44G00	48 - 5
36118-15H00	39 - 5	37400-18H12	45 - 4	43550-44G00	48 - 19
36610-15H30	42 - 1	37730-15H00	29 - 39		48 - 28
	43 - 1	37740-19F00	42 - 24	43550-44G10	48 - 6
36610-15H40	44 - 1		43 - 24	43561-24F00	47 - 10
36618-33E00	42 - 6		44 - 24	43576-15H00	48 - 7
	43 - 6	37820-33D10	7 - 21	43576-15H10	48 - 8
	44 - 6	37822-33D00	7 - 22	43600-15H00	48 - 18
36619-15H00	42 - 7	37840-24F00	42 - 26	43611-44G00	48 - 20

PART NO.	FIG. NO. -REF. NO.	PART NO.	FIG. NO. -REF. NO.	PART NO.	FIG. NO. -REF. NO.
43621-44G00	48 - 29		51 - 21	46211-15H00-YKZ	66 - 19
43700-15H00	48 - 27	44541-24F00	49 - 11	46211-15H00-YPA	66 - 19
43816-01H10	48 - 21		50 - 11	46212-24F11	66 - 23
	48 - 30		51 - 11	46217-24F00	66 - 22
44100-15H60-YAY	49 - 1	44543-15H00	49 - 12	46315-24F01	46 - 4
	50 - 1		50 - 12	47110-15H10-YAY	53 - 1
44100-15H60-YKZ	49 - 1		51 - 12	47110-15H10-YKZ	53 - 1
	50 - 1	44550-15H00	49 - 15	47110-15H10-YPA	53 - 1
44100-15H60-YPA	49 - 1		50 - 15	47115-16G00	53 - 22
	50 - 1		51 - 15	47190-24F01	66 - 18
44100-15H80-YAY	51 - 1	44555-15H00	49 - 13	47190-24F11	66 - 21
44100-15H80-YKZ	51 - 1		50 - 13	47190-24F21	53 - 25
44100-15H80-YPA	51 - 1		51 - 13	47191-24F00	53 - 23
44191-15H00	49 - 5	44561-18G00	49 - 20	47191-24F20	53 - 27
	50 - 5		50 - 20	47191-24F30	53 - 26
	51 - 5		51 - 20	47210-15H10-YAY	53 - 4
44191-15H10	49 - 6	44574-35F00	49 - 23	47210-15H10-YKZ	53 - 4
	50 - 6		50 - 23	47210-15H10-YPA	53 - 4
	51 - 6		51 - 23	47310-15H20-YAY	53 - 9
44200-16850	49 - 3	44880-15H00	52 - 17	47310-15H20-YKZ	53 - 9
	50 - 3	44883-06G00	52 - 16	47310-15H20-YPA	53 - 9
44200-16870	51 - 3	44890-24F00	52 - 4	47312-15H00	53 - 11
44240-17C00	52 - 3	44892-24A00	52 - 7	47411-15H00-YAY	53 - 16
44240-24F00	52 - 11	44894-24A00	52 - 5	47411-15H00-YKZ	53 - 16
44423-15H00	49 - 24		52 - 8	47411-15H00-YPA	53 - 16
	50 - 24	45100-15H01-EJY	66 - 1	47511-15H00	53 - 3
	51 - 24	45149-15H00	66 - 5		53 - 6
44424-15H00	49 - 26	45149-44G00	49 - 22	47851-15H00	57 - 12
	50 - 26		50 - 22		
44424-15H10	49 - 27		51 - 22		
	50 - 27	45149-45330	66 - 2		
44427-15H00	49 - 25	45191-15H00	66 - 11		
	50 - 25	45213-42F00	66 - 7		
44427-15H10	51 - 25	45220-15H00	66 - 9		
44434-15H00	52 - 1	45280-18G00	66 - 14		
	52 - 10	45288-14F20	66 - 15		
44435-15H00	52 - 19	45289-11F00	66 - 13	51103-24F50	67 - 1
44511-16G00	49 - 9	45290-15H00	66 - 6	51104-24F50	67 - 17
	50 - 9	45300-15H00-U6H	66 - 4	51110-24F50	67 - 2
	51 - 9	45516-01H00	53 - 12	51120-24F50	67 - 18
				51130-24F50	67 - 14
44512-16G00	49 - 10	45550-15H01-YAY	66 - 16		67 - 30
	50 - 10	45550-15H01-YKZ	66 - 16	51146-24F50	67 - 7
	51 - 10	45550-15H01-YPA	66 - 16		67 - 23
44530-15H00	49 - 21	45553-15H00	66 - 17	51147-24F50	67 - 8
	50 - 21	46211-15H00-YAY	66 - 19		67 - 24

5 0 0 0 0

PART NO.	FIG. NO. -REF. NO.	PART NO.	FIG. NO. -REF. NO.	PART NO.	FIG. NO. -REF. NO.
51148-41310	67 - 9		70 - 16		70 - 12
	67 - 25		78 - 10	59145-18G00	70 - 5
51153-41G00	67 - 4	55411-22H00	69 - 12		70 - 13
	67 - 20		77 - 21	59151-29G00	70 - 6
51156-14200	67 - 5	55412-22H00	69 - 12		70 - 14
	67 - 21		77 - 21	59151-41G00	70 - 21
51158-14200	67 - 3	55413-22H00	69 - 12	59171-41G00	70 - 18
	67 - 19		77 - 21	59172-41G00	70 - 19
51158-40F30	67 - 12	56111-15H00	55 - 1	59210-15H00	69 - 8
	67 - 28	56151-15H00	55 - 2	59240-15H00	71 - 16
51166-24F50	67 - 33	56200-15830	55 - 14	59260-41G00	71 - 17
51171-24F50	67 - 11	56210-15H00	55 - 3	59270-15H00	71 - 18
	67 - 27	56240-01D00	55 - 9	59300-41G30-999	70 - 9
51173-41G00	67 - 6	56243-01D00	55 - 10	59480-15H00	71 - 15
	67 - 22	56246-24F00	55 - 6	59600-24F10	71 - 1
51176-40F30	67 - 13	56247-24F00	55 - 5	59600-24810	71 - 2
	67 - 29	56500-24F00	55 - 17	59664-48B00	71 - 4
51311-24F50	68 - 5	56600-24F00	55 - 18		72 - 6
51328-24F50	68 - 6	57110-21H01	56 - 1	59666-44300	71 - 3
51351-24F50	67 - 15	57211-21H00	56 - 2	59667-04700	79 - 12
	67 - 31	57300-10G31	56 - 3	59667-49460	71 - 5
51352-13A60	67 - 10	57431-17H01	56 - 4		72 - 7
	67 - 26		56 - 9	59668-41C00	71 - 6
51353-24F00	68 - 8	57460-17C11	56 - 6		72 - 8
51356-24F50	68 - 7	57465-17C00	56 - 7	59669-05D00	79 - 13
51410-24F50	68 - 1	57500-24F21	56 - 8	59669-10G00	71 - 7
51451-05H00	68 - 4	57560-02FA0	56 - 11		72 - 9
51631-33E00	68 - 13	58300-15H00	55 - 21	59671-36500	71 - 9
51641-33E00	68 - 12	58300-15H10	55 - 22		72 - 11
51643-41G00	68 - 11	58620-15H00	55 - 25	59675-02FA0	71 - 10
51644-12C00	68 - 2	58623-24F10	55 - 23		72 - 12
	68 - 10	59100-29840	70 - 17	59800-24F10	72 - 1
51750-15H00	68 - 14	59100-41G30-999	70 - 1	59800-24810	72 - 2
53100-15H00-YAY	54 - 1	59100-41810	70 - 3	59866-23H00	72 - 3
53100-15H00-YKZ	54 - 1		70 - 11	59871-23H00	72 - 4
53100-15H00-YPA	54 - 1	59100-41820	70 - 2	59892-08A00	72 - 5
53331-15H00	54 - 2		70 - 10	59910-24F10	72 - 13
54111-15H00-YMY	69 - 1	59112-44B00	78 - 4	59915-24F00	72 - 17
54111-15H00-019	69 - 1	59121-01A00	27 - 27	59921-24F00	72 - 19
54711-15H00	69 - 5	59121-18410	70 - 7		
54712-41G10	69 - 6		70 - 15		
54731-33E20	69 - 2		78 - 9		
54751-41G00	69 - 7	59122-01A00	27 - 28		
55110-24F50	69 - 10	59141-40F00	78 - 6		
55156-66310	70 - 8	59141-41G00	70 - 4		
				60000	

PART NO.	FIG. NO. -REF. NO.	PART NO.	FIG. NO. -REF. NO.	PART NO.	FIG. NO. -REF. NO.
61000-24F40-YAP	73 - 1	63113-15H00	57 - 16	68613-18E00	64 - 4
61124-33E00	73 - 5	63120-15H00	57 - 7		65 - 4
61211-16G00	73 - 10	63130-15H00	57 - 3	68613-24F00	63 - 4
61214-40C31	73 - 11	63131-10F00	24 - 13	68641-19F00-YD8	53 - 10
61251-17E10	73 - 7	63161-43E00	71 - 19	68685-15H00-HWW	61 - 2
61262-17E10	73 - 9	63192-16GA0	57 - 17	68685-15H00-HWZ	61 - 2
61273-15H00	73 - 14	63411-24F00	57 - 4	68685-15H00-JFG	61 - 2
61281-33E20	73 - 2	63421-24F00	57 - 6	68685-15H10-HUZ	61 - 3
61311-15H00	73 - 17	64111-15H00-YMY	77 - 1	68685-15H10-JFF	61 - 3
61445-40F20	73 - 20	64111-15H00-019	77 - 1	68685-15H10-YWB	61 - 3
61446-40F10	73 - 19	64339-14101	68 - 16	68695-15H00-HWW	61 - 5
62100-24F50	74 - 17	64511-40F50	77 - 17	68695-15H00-HWZ	61 - 5
62100-24F60	75 - 17	64610-35F30	77 - 12	68695-15H00-JFG	61 - 5
	76 - 17	64651-35F20	77 - 16	68695-15H10-HUZ	61 - 6
62278-14100	67 - 16	64711-33E20	77 - 7	68695-15H10-JFF	61 - 6
	67 - 32	64731-40F10	77 - 2	68695-15H10-YWB	61 - 6
62600-24831	74 - 1	64733-35F00	77 - 13	68922-29F00	63 - 2
	75 - 1	64741-35F00	77 - 10		64 - 2
	76 - 1	64751-49G00	77 - 11		65 - 2
62621-33D10	74 - 10	65110-24F50	77 - 19	68922-29F30	63 - 2
	74 - 15	68111-18G20	49 - 2	69100-15H00-999	78 - 1
	75 - 10		50 - 2	69100-15820	78 - 15
	75 - 15		51 - 2	69100-44890	78 - 2
	76 - 10	68135-15H20-HUZ	53 - 2	69102-05880	78 - 3
	76 - 15	68135-15H20-HWV	53 - 2	69105-44G00	78 - 7
62626-33D00	74 - 9	68135-15H20-JFF	53 - 2	69115-44G00	78 - 5
	74 - 14	68145-15H20-HUZ	53 - 5	69116-44G00	78 - 8
	75 - 9	68145-15H20-HWV	53 - 5	69150-15H00	78 - 11
	75 - 14	68145-15H20-JFF	53 - 5	69182-44G00	78 - 12
	76 - 9	68270-15H20-HUZ	58 - 2	69185-44G00	78 - 13
62641-24F00	76 - 14	68270-15H20-JFF	58 - 2	69186-44G00	78 - 14
	74 - 13	68270-15H20-YWB	58 - 2	69211-15H00	77 - 5
	75 - 13	68281-24F10-YD8	58 - 3	69268-15H00	79 - 27
	76 - 13	68281-24F10-019	53 - 10	69480-15H00	79 - 18
62658-19F00	74 - 7		58 - 3	69600-04820	79 - 2
	75 - 7	68281-35F00	55 - 4	69600-15H00	79 - 1
	76 - 7	68319-29F00	64 - 1	69670-27A30	79 - 5
62684-12C00	74 - 5		65 - 1	69672-05A00	79 - 7
	75 - 5	68319-29F10	63 - 1	69686-34200	79 - 8
	76 - 5	68332-24F50	63 - 3	69689-04A00	79 - 14
62684-40A10	74 - 12	68332-24F60	64 - 3	69689-49300	71 - 8
	75 - 12		65 - 3		72 - 10
	76 - 12	68353-26E02	64 - 6	69691-00A00	79 - 3
63111-15H00-291	57 - 1		65 - 7	69692-27A30	79 - 4
63112-15H00-291	57 - 9	68387-15H00	65 - 6	69693-05A00	79 - 6

GSX1300RL1 E3/E28

PART NO.	FIG. NO. -REF. NO.	PART NO.	FIG. NO. -REF. NO.	PART NO.	FIG. NO. -REF. NO.
69731-24F00	79 - 16	94479-15H00	62 - 19	94681-15H00-YAY	60 - 13
69740-01D02	79 - 11	94479-35F00	57 - 13	94681-15H00-YKZ	60 - 13
69750-15H00	79 - 25		61 - 8	94681-15H00-YPA	60 - 13
			62 - 10	95700-14810	66 - 12
			62 - 29	99000-69471	11 - 13
9 0 0 0 0		94480-15H20-YAY	62 - 2	99011-15H53-01A	63 - 6
		94480-15H20-YKZ	62 - 2	99011-15H53-01F	63 - 6
		94480-15H20-YPA	62 - 2	99011-15H53-03A	64 - 8
		94482-15H00	62 - 6		65 - 9
		94482-15H10	62 - 7	99014-20631-03A	64 - 7
94401-15H20-YAY	58 - 1	94484-15H00	61 - 15		65 - 8
94401-15H20-YKZ	58 - 1	94484-24F00	59 - 25		
94401-15H20-YPA	58 - 1		60 - 9		
94419-15H00	58 - 12	94485-15H00	62 - 9		
94420-15H00	60 - 6	94486-15H00	61 - 12		
94423-15H00	60 - 8	94488-15H00	62 - 16	0 0 0 0 0	
94424-05H00	54 - 3	94488-15H10	62 - 17		
94424-15H00	59 - 1	94488-15H20	62 - 18		
94425-15H00	59 - 10	94489-15H00	62 - 11		
94430-15H00	60 - 7	94498-15H00	61 - 10		
94443-21H00	39 - 6	94510-15H00	60 - 1	01421-0625B	4 - 3
94450-15H21-YAY	61 - 1	94520-24F00	59 - 22	01500-0625A	29 - 36
94450-15H21-YKZ	61 - 1	94530-24F00	59 - 23	01547-0530A	42 - 23
94450-15H21-YPA	61 - 1	94540-15H00	62 - 27		43 - 23
94458-15H00	58 - 10	94541-41C00	60 - 3		44 - 23
94460-15H21-YAY	61 - 4	94560-15H00	62 - 23	01547-0612A	5 - 7
94460-15H21-YKZ	61 - 4	94576-24F00	55 - 19		71 - 20
94460-15H21-YPA	61 - 4	94611-15H00	58 - 6		79 - 15
94461-15H00	58 - 15	94621-15H00	59 - 13		79 - 28
94462-15H00	58 - 16	94622-15H00	59 - 15	01547-0612B	55 - 26
94463-15H00	58 - 17	94623-15H00	59 - 17	01547-0620A	5 - 51
94470-15H20-YAY	62 - 1	94631-15H00	59 - 14		25 - 12
94470-15H20-YKZ	62 - 1	94632-15H00	59 - 16		25 - 17
94470-15H20-YPA	62 - 1	94633-15H00	59 - 18	01547-0625A	5 - 4
94472-15H00	62 - 3	94641-15H00	59 - 6		5 - 55
94472-15H10	62 - 5	94643-15H00	59 - 2	01547-0630A	5 - 52
94472-15H20	62 - 4	94644-15H00	59 - 3		7 - 3
94474-15H00	61 - 14	94651-15H00	59 - 7		7 - 15
94475-15H00	62 - 8	94661-15H00-YAY	62 - 25		66 - 10
94476-15H00	61 - 11	94661-15H00-YKZ	62 - 25	01547-0630B	55 - 20
94476-15H10	61 - 13	94661-15H00-YPA	62 - 25	01547-0635A	5 - 56
94476-17H00	24 - 14	94667-15H00	62 - 26		23 - 14
94478-15H00	62 - 13	94671-15H00-YAY	60 - 12	01547-0640A	5 - 15
94478-15H10	62 - 14	94671-15H00-YKZ	60 - 12		7 - 4
94478-15H20	62 - 15	94671-15H00-YPA	60 - 12	01547-0650A	5 - 11

PART NO.	FIG. NO. -REF. NO.	PART NO.	FIG. NO. -REF. NO.	PART NO.	FIG. NO. -REF. NO.
01547-0660A	5 - 16	02142-0525A	48 - 15	07130-0612A	12 - 4
01550-0610A	18 - 26	02142-0530A	48 - 16	07130-0616A	32 - 10
	42 - 14	02142-0610B	52 - 6		33 - 10
	43 - 14	02142-0612A	41 - 24		34 - 10
	44 - 14	02142-0616A	41 - 19	07130-0620A	10 - 10
01550-0612A	21 - 6	02162-0625A	32 - 8	07130-0625A	12 - 11
	24 - 7		33 - 8		27 - 32
	72 - 18		34 - 8	07130-0635A	31 - 7
	79 - 26	03241-1516B	59 - 8	07130-0660B	55 - 15
01550-0612B	42 - 30	03511-0516A	19 - 21	07130-0816B	5 - 32
	42 - 34	03541-0516A	41 - 6	07130-0825A	20 - 30
	43 - 30	03541-0516B	40 - 7	07130-0825B	36 - 15
	43 - 34	03541-0525B	19 - 15		37 - 15
	44 - 30	04111-2015A	79 - 24		38 - 15
	44 - 34	04211-09129	27 - 34	07130-08307	68 - 17
	52 - 18	04211-09149	5 - 57	07130-1060A	55 - 8
	62 - 24		6 - 14	07130-1065B	55 - 7
01550-0616A	57 - 2		6 - 24	08211-06141	29 - 16
	57 - 8		6 - 29	08211-10285	9 - 8
	72 - 20		6 - 36	08211-12301	74 - 6
01550-0616B	52 - 13	04211-09189	6 - 4		75 - 6
01550-0620A	7 - 9	04211-11169	3 - 7		76 - 6
01550-0620B	59 - 24		4 - 5	08211-20403	9 - 9
01550-0630B	3 - 8	04221-04089	8 - 3	08211-25481	73 - 8
01550-0635A	3 - 14		29 - 7	08211-30405	28 - 42
01550-0645A	3 - 15	04221-07209	28 - 17	08310-00067	30 - 14
01550-0816A	49 - 14		28 - 41	08316-1005A	41 - 26
	50 - 14	06111-07004	48 - 25	08316-1006A	41 - 16
	51 - 14		48 - 34		41 - 20
01550-0816B	62 - 28	07120-0510B	42 - 18		41 - 27
01550-0820A	20 - 29		43 - 18	08316-1006B	4 - 4
01550-0865A	5 - 12		44 - 18		18 - 24
01550-0880A	5 - 13	07120-0512B	36 - 14	08316-1008A	73 - 22
01550-1060A	5 - 14		37 - 14	08316-1008B	42 - 28
02112-0510B	45 - 3		38 - 14		43 - 28
02112-0525B	45 - 5	07120-0516A	29 - 40		44 - 28
02112-0530B	45 - 2	07120-0612A	22 - 17	08316-1606B	56 - 10
02112-0545B	45 - 6	07120-0612B	5 - 22	08319-2106A	56 - 5
02112-0610A	27 - 33		5 - 30	08319-3106A	54 - 6
02112-0616A	23 - 12	07120-0655B	3 - 11		66 - 8
02112-7412A	79 - 9	07120-0695B	49 - 19	08319-3108A	68 - 18
02122-0612A	12 - 8		50 - 19	08319-3110A	55 - 12
02142-0408B	52 - 9		51 - 19		77 - 18
02142-0516A	48 - 24	07130-0510B	29 - 41	08322-0105B	58 - 8
	48 - 33	07130-0512A	31 - 6	08322-0106A	3 - 16

GSX1300RL1 E3/E28

PART NO.	FIG. NO. -REF. NO.	PART NO.	FIG. NO. -REF. NO.	PART NO.	FIG. NO. -REF. NO.
08322-0106A	79 - 23	09103-12028	31 - 4		38 - 7
08331-3112A	7 - 20	09103-12066	5 - 44	09132-04032	40 - 14
	29 - 37	09103-12067	5 - 45	09132-05053	58 - 5
08331-3114A	29 - 25	09106-05017	49 - 4		59 - 20
08331-3118A	47 - 11		50 - 4		60 - 14
08332-1106A	48 - 17		51 - 4	09136-05062	39 - 11
	48 - 26	09106-05031	41 - 4		53 - 13
	48 - 35	09106-06073	4 - 12	09136-06105	53 - 20
08361-3506A	30 - 16		21 - 10	09139-05025	58 - 7
09100-06099	23 - 13		26 - 3	09139-05077	58 - 4
09100-08287	73 - 21	09106-06075	5 - 26	09139-05503	59 - 11
09103-06172	6 - 34	09106-06076	5 - 27	09139-05504	59 - 9
09103-06212	6 - 15	09106-06090	55 - 13	09139-06027	20 - 18
	6 - 25	09106-07009	2 - 4	09139-06028	79 - 10
	30 - 15	09106-08105	46 - 7	09139-06029	49 - 7
09103-06213	6 - 5	09106-08121	48 - 36		50 - 7
	6 - 30	09106-08137	66 - 20		51 - 7
09103-06214	6 - 16	09106-08147	48 - 9	09139-06107	6 - 10
	6 - 26	09106-08160	69 - 9	09139-06126	53 - 15
09103-06216	6 - 37		77 - 6		62 - 21
09103-06222	3 - 10	09106-10069	3 - 23	09139-06129	54 - 4
09103-06239	6 - 38	09106-10084	3 - 24	09139-06131	54 - 7
09103-06266	3 - 2	09106-12003	47 - 7	09139-06146	54 - 9
09103-06283	26 - 8	09111-06041	29 - 15	09139-06168	73 - 18
09103-06286	10 - 11	09111-06085	25 - 22	09139-06191	49 - 16
09103-06293	3 - 3	09111-06099	57 - 10		49 - 17
09103-08155	5 - 17	09111-06107	58 - 11		50 - 16
09103-08355	5 - 18	09111-10059	47 - 2		50 - 17
09103-08357	42 - 27	09116-06130	19 - 16		51 - 16
	43 - 27	09116-06152	73 - 15		51 - 17
	44 - 27	09116-06186	36 - 11	09139-08016	42 - 22
09103-08358	20 - 15		37 - 11		43 - 22
09103-08367	60 - 2		38 - 11		44 - 22
09103-08392	20 - 16	09118-06097	21 - 2	09140-06020	29 - 33
09103-09008	5 - 8		24 - 3	09140-06025	29 - 34
09103-09010	5 - 9	09118-08152-A05	20 - 17	09148-04034	53 - 8
09103-10033	74 - 18	09119-06104	39 - 13	09148-05038	60 - 10
	75 - 18	09125-05042	55 - 24	09159-05019	58 - 9
	76 - 18	09125-06073	73 - 6	09159-08116	20 - 19
09103-10143	74 - 19	09126-06011	29 - 10	09159-10103	47 - 3
	75 - 19	09128-06013	32 - 4	09159-10115	74 - 20
	76 - 19		33 - 4		75 - 20
09103-10189	9 - 10		34 - 4		76 - 20
09103-10296	46 - 3	09132-03008	36 - 7	09159-12054	5 - 46
09103-10392	70 - 20		37 - 7	09159-12056	74 - 8

PART NO.	FIG. NO. -REF. NO.	PART NO.	FIG. NO. -REF. NO.	PART NO.	FIG. NO. -REF. NO.
09159-12056	74 - 11 74 - 16 75 - 8 75 - 11 75 - 16		5 - 31 6 - 17 7 - 5 09168-06025 23 - 4 09168-06026 25 - 15	09250-05009	46 - 5 55 - 16 66 - 24 09251-07005 52 - 15 09259-36021 6 - 18
	76 - 8 76 - 11 76 - 16	09168-08016	5 - 10 5 - 33	09261-05006	7 - 19
09159-22008	28 - 48	09168-08034	12 - 14	09262-25006	29 - 11
09159-24010	27 - 18	09168-10002	5 - 35	09262-25061	69 - 3
		09168-10007	4 - 9	09262-28043	77 - 3
				09262-32007	77 - 14
09159-25003	73 - 13	09168-10031	5 - 6	09263-14027	29 - 21
	77 - 9	09168-12017	3 - 28	09263-15003	27 - 30
09160-06054	49 - 8	09168-14002	5 - 39	09263-17034	74 - 4
	50 - 8		7 - 7		75 - 4
09160-06077	41 - 12		12 - 16		76 - 4
	41 - 18	09168-14015	4 - 13	09263-17037	73 - 4
	52 - 12	09168-16002	5 - 37		74 - 3
09160-06084	51 - 8		6 - 21		75 - 3
09160-06126	41 - 25	09168-16009	3 - 18		76 - 3
09160-06129	54 - 5	09169-21001	10 - 7	09263-19015	10 - 5
09160-08059	20 - 20	09180-06288	53 - 21	09263-20040	28 - 35
09160-08142	20 - 21	09180-06290	21 - 3	09263-20073	74 - 2
09160-10094	55 - 11		24 - 4		75 - 2
09160-12011	29 - 35	09180-06306	73 - 16		76 - 2
09160-12036	31 - 5	09180-06356	41 - 13	09263-20085	28 - 10
09160-15045	27 - 29	09180-08152	20 - 22	09263-25018	29 - 12
09160-18022	47 - 9	09180-08215	60 - 4	09263-28031	9 - 7
09160-25056	27 - 17	09180-08216	20 - 23	09263-30040	73 - 3
09160-25070	73 - 12	09180-19014	10 - 6	09263-35013	27 - 3
	77 - 8	09181-12158	7 - 18	09267-25012	28 - 11
09160-25073	27 - 2	09181-14167	29 - 20	09267-30010	68 - 3
09161-10009	71 - 14	09181-20251	28 - 33		68 - 9
	72 - 16	09181-24005	28 - 34	09267-30011	28 - 36
	79 - 21	09181-27014	28 - 9	09269-08003	68 - 15
09161-13004	48 - 10	09200-06068	79 - 22	09280-04004	5 - 25
09161-17002	48 - 11	09206-08007	3 - 4	09280-08012	20 - 24
09164-06006	23 - 9	09208-08019	48 - 12	09280-12012	4 - 11
09164-14008	9 - 5	09208-08020	48 - 22	09280-13004	7 - 12
09164-24006	27 - 19		48 - 31	09280-15015	21 - 9
09167-27003	28 - 8	09247-14036	7 - 6	09280-17003	6 - 7
09167-30008	28 - 30	09248-10010	5 - 34	09280-17007	10 - 8
	28 - 31	09248-14012	5 - 38	09280-19008	7 - 10
	28 - 32	09248-16012	3 - 17	09280-24003	30 - 13
09168-06023	3 - 12		5 - 36	09280-33004	6 - 19
	5 - 21		6 - 20	09280-61002	57 - 15

GSX1300RL1 E3/E28

PART NO.	FIG. NO. -REF. NO.	PART NO.	FIG. NO. -REF. NO.	PART NO.	FIG. NO. -REF. NO.
09280-76005	32 - 14 33 - 14 34 - 14		79 - 20 71 - 13		42 - 13 43 - 13
09283-14005	29 - 22	09360-10064	4 - 10	09407-14408	44 - 13
09283-42018	28 - 37	09362-09011	25 - 8		42 - 11
		09367-06007	49 - 28		43 - 11
09284-37001	77 - 4		50 - 28		44 - 11
09285-06015	27 - 31	09380-27004	28 - 13	09407-18402	12 - 17
09285-20006	28 - 12	09380-27006	28 - 14		42 - 12
09285-32004	69 - 4		28 - 15		43 - 12
09285-39001	77 - 15	09380-30009	28 - 38		44 - 12
09289-05011	11 - 10		28 - 39	09409-06314-5PK	53 - 17
09319-08045	48 - 13		28 - 40		58 - 14
09320-06016	53 - 7	09381-18003	8 - 12		59 - 4
09320-08018	59 - 21	09390-62012	28 - 16		62 - 12
09320-08028	60 - 5	09401-08411	25 - 23	09409-06329	53 - 19
	60 - 11	09401-10409	25 - 10	09409-07332	59 - 26
	61 - 7	09401-10411	18 - 22	09409-07333	57 - 5
	62 - 22	09401-11413	52 - 2		59 - 5
09320-08071	49 - 18	09401-12404	52 - 21	09409-08327	59 - 12
	50 - 18	09401-12409	25 - 9	09420-04008	31 - 8
	51 - 18	09401-13417	79 - 17	09440-05003	48 - 23
09320-09016	53 - 14	09401-14301	19 - 13		48 - 32
	53 - 18		19 - 14	09440-17009	29 - 23
	54 - 8	09401-15101	19 - 25	09443-06012	42 - 25
	62 - 20	09401-16401	19 - 9		43 - 25
09320-09039	39 - 7	09401-16403	19 - 26		44 - 25
09320-10051	21 - 4	09401-17201	26 - 10	09443-13032	47 - 12
	24 - 5	09401-17401	26 - 11	09443-14068	47 - 4
09320-12048	20 - 25	09402-38512	25 - 11	09443-19015	47 - 5
09320-12049	20 - 26	09402-60208	3 - 21	09444-20001	29 - 24
09321-06028	41 - 14	09402-70503	20 - 28	09448-14046	48 - 14
	57 - 18	09403-16412	71 - 21	09471-12140	41 - 11
09321-10011	66 - 3	09404-06429	7 - 23	09471-12186	40 - 3
09321-10018	20 - 27		41 - 15		40 - 6
	61 - 9		42 - 10		40 - 10
09352-12163-600	49 - 29		43 - 10		40 - 13
	50 - 29		44 - 10	09471-12188	39 - 8
09352-30503-600	21 - 13	09404-06435	42 - 10	09471-12216	39 - 10
09359-54113-700	52 - 20		43 - 10	09471-12222	39 - 9
09360-10061	79 - 19		44 - 10	09481-10501	42 - 2
09360-10062	4 - 8	09407-14403	42 - 12		43 - 2
	71 - 11		43 - 12		44 - 2
	71 - 12		44 - 12	09481-15101	42 - 4
	72 - 14	09407-14407	25 - 24		43 - 4
	72 - 15		41 - 5		44 - 4

PART NO.	FIG. NO. -REF. NO.	PART NO.	FIG. NO. -REF. NO.	PART NO.	FIG. NO. -REF. NO.
09481-15501	42 - 3 43 - 3 44 - 3				
09481-30501	32 - 3 33 - 3				
	34 - 3				
09482-00555	3 - 19				
09482-00556	3 - 19				
09482-00557	3 - 19				
09482-00558	3 - 19				
09482-00559	3 - 19				
09482-00560	3 - 19				
09493-20012	5 - 20				
09493-36006	5 - 28				
09800-21039	57 - 14				

GSX1300RL1 E3/E28

SUZUKI GSX1300RL1 PARTS CATALOGUE

1ST EDITION

PUBLISHED IN NOV 2010

2010 **SUZUKI MOTOR CORPORATION** All rights reserved.

No part of this document may be modified reproduced, distributed, sold or transmitted in any form or by any means, electronic or mechanical, for any purpose, without the express written permission of Suzuki Motor Corporation.

SUZUKI MOTOR CORPORATION

TECHNICAL READINESS GROUP, QUALITY ADMINISTRATION DEPARTMENT
300 TAKATUKA, MINAMI, HAMAMATU, JAPAN

SUZUKI MOTOR CORPORATION

PRINTED IN JAPAN

9900B-30338